

Torce TIG "ABITIG® GRIP" ad aria e a liquido



Sistema Impugnatura ABITIG® GRIP
– vedere pag. 26–27.

- Impugnatura ergonomica con inserto "GRIP" per tutti i modelli torcia ABITIG® GRIP - grande fermezza e feeling sull'impugnatura.
- Moduli di controllo e pulsanti perfettamente integrati nel design impugnatura - per una ergonomicità eccezionale.
- Giunto a snodo di piccole dimensioni per una impugnabilità e maneggevolezza perfette.
- Fasciame torcia flessibile, leggero e modulabile - per ogni tipo di attacco e connessione macchina.
- Riduzione dei costi di magazzino, grazie all'utilizzo di sole tre parti consumabile - meno stock.

ABITIG® GRIP 200 / ABITIG® GRIP 200 F

Dati tecnici (EN 60 974-7):

Tipo di raffreddamento: aria
 Classificazione: 200 A DC
 140 A AC
 Duty cycle: 35%
 Elettrodo tungsteno: Ø 1.6–3.2 mm

ABITIG® GRIP 450 W

Dati tecnici (EN 60 974-7):

Tipo di raffreddamento: liquido*
 Classificazione: 420 A DC / 400 A DC
 300 A AC / 280 A AC
 Duty cycle: 60% / 100%
 Elettrodo tungsteno: Ø 1.6–4.8 mm

ABITIG® GRIP 450 W SC

Dati tecnici (EN 60 974-7):

Tipo di raffreddamento: liquido*
 Classificazione: 480 A DC / 450 A DC
 340 A AC / 320 A AC
 Duty cycle: 60% / 100%
 Elettrodo tungsteno: Ø 1.6–4.8 mm

*Pressione in entrata torcia:
 Min. 2.5 bar (max. 3.5 bar);
 Min. flusso: 0.7 l/min.

Dati tecnici basati su cablaggi torcia di lunghezza fino a 8.00 m.



Torcia completa			Corpo torcia	
Modello	Raffr.	n° cod.	Versione	n° cod.
ABITIG® GRIP 200	aria	vedi commento**	Standard	774.0010
ABITIG® GRIP 200 F	aria	vedi commento**	Flessibile	774.0130
ABITIG® GRIP 200 K	aria	vedi commento**	Corto	774.0230
ABITIG® GRIP 450 W	liquido	vedi commento**	Standard	775.0010
ABITIG® GRIP 450 WK	liquido	vedi commento**	Corto	775.0230

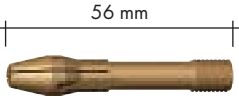


I corpi torcia (standard e corto) per ABITIG® 450 W SC sono identici a quelli della ABITIG® 450 W. La torcia completa differisce solamente nella parte componenti fasciame.

**Viste le innumerevoli versioni e tipologie di connessione macchina non possiamo fornire in questa documentazione i codici completi torcia. Si prega di utilizzare la seguente documentazione per individuare il modello torcia ed il tipo di controllo e pulsante - chiedere informazioni al rivenditore ABICOR-BINZEL di zona.


ABITIG® GRIP 200, ABITIG® GRIP 450 W, ABITIG® GRIP 450 W SC




Consumabili

		
Cappella	Corta	Lunga
	773.0053	773.0051

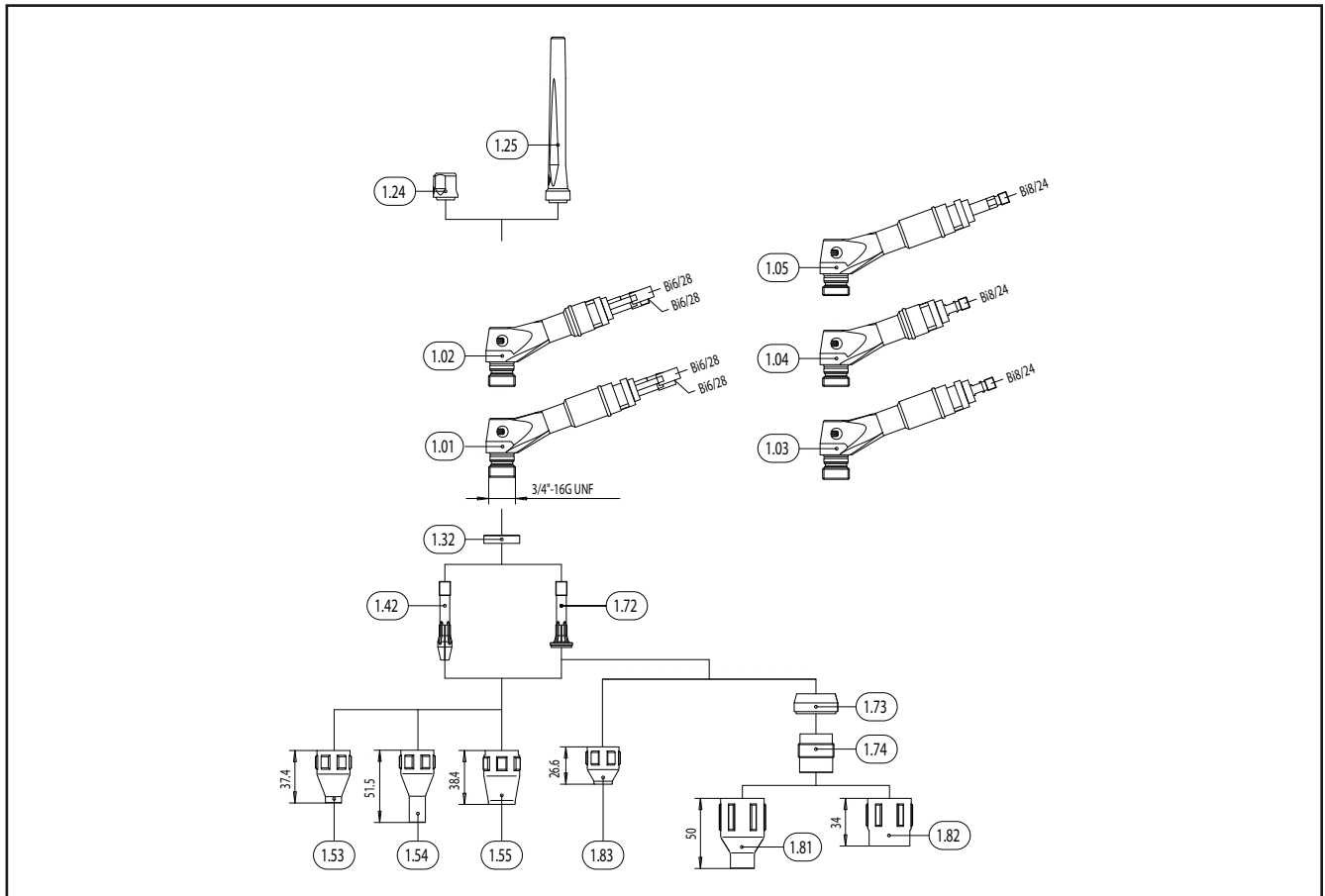
			
	56 mm	47 mm	47 mm
Serra elettrodo / Diffusore gas	Serra elett. (5 pcs.)	Diffusore gas	Diffusore gas
Ø 1.6 mm	775.0062	773.0172	773.0172
Ø 2.0 mm	775.0067	773.0177	773.0177
Ø 2.4 mm	775.0063	773.0173	773.0173
Ø 3.2 mm	775.0064	773.0174	773.0174
Ø 4.0 mm	775.0065	773.0175	773.0175
Ø 4.8 mm	775.0066	773.0176	773.0176

		
Isolante	Versione std.	Per diffusore gas
	775.1043	775.1143

	
Diffusore gas	Diffusore gas
Ø 1.6 mm	775.0122
Ø 2.4 mm	775.0123
Ø 3.2 mm	775.0124
Ø 4.0 mm	775.0125
Ø 4.8 mm	775.0126

			
	x mm	52 mm	50 mm
Ug. gas , ceramico (10 pcs.)	Versione std.	Versione std.	Per diffusore gas
	x = 26 mm	x = 37 mm	
Ø 7.5 mm	-	775.0081	-
Ø10.0 mm	775.0152	775.0082	-
Ø12.5 mm	-	-	778.1183
Ø13.0 mm	775.0153	775.0083	-
Ø13.0 mm (boosted)	-	775.0183	-
Ø15.0 mm	-	775.0084	-
Ø15.0 mm (boosted)	-	775.0184	-
Ø16.0 mm	-	-	778.1184
Ø19.5 mm	-	-	778.1188

TIG Welding Torches ABITIG® GRIP 200 / 450 W / 450 W SC



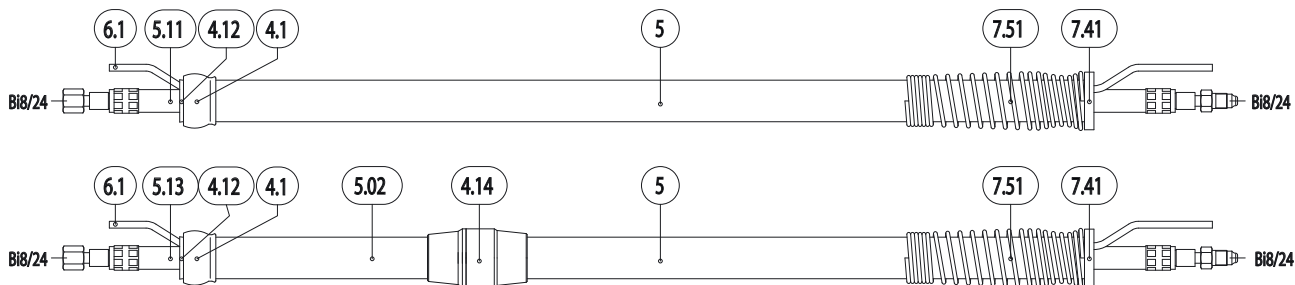
Pos.	Description	Units	Part-No.	Product-group
Torch body				
1.01	Torch body ABITIG® GRIP 450 W; 80.0 mm long		775.0010	2522
1.02	Torch body ABITIG® GRIP 450 W K (short); 60.0 mm long		775.0230	2522
1.03	Torch body ABITIG® GRIP 200; 80.0 mm long		774.0010	2522
1.04	Torch body ABITIG® GRIP 200 K (short); 60.0 mm long		774.0230	2522
1.05	Torch body ABITIG® GRIP 200 F (flexible); 80.0 mm long		774.0130	2522
Wear parts				
1.24	Back cap, short		773.0053	2545
1.25	Back cap, long		773.0051	2545
1.32	Insulator		775.1043	2555
1.42	Electrode holder for electrode WE Ø 1.6 mm	5 Pcs.	775.0062	2548
1.42	Electrode holder for electrode WE Ø 2.0 mm	5 Pcs.	775.0067	2548
1.42	Electrode holder for electrode WE Ø 2.4 mm	5 Pcs.	775.0063	2548
1.42	Electrode holder for electrode WE Ø 3.2 mm	5 Pcs.	775.0064	2548
1.42	Electrode holder for electrode WE Ø 4.0 mm	5 Pcs.	775.0065	2548
1.42	Electrode holder for electrode WE Ø 4.8 mm	5 Pcs.	775.0066	2548
1.53	Ceramic gas nozzle 37.4 mm; ND 7.5 mm	10 Pcs.	775.0081	2541
1.53	Ceramic gas nozzle 37.4 mm; ND 10.5 mm	10 Pcs.	775.0082	2541
1.53	Ceramic gas nozzle 37.4 mm; ND 13.0 mm	10 Pcs.	775.0083	2541
1.53	Ceramic gas nozzle 37.4 mm; ND 15.0 mm	10 Pcs.	775.0084	2541
1.54	Ceramic gas nozzle 51.5 mm; ND 7.5 mm	10 Pcs.	775.2171	2541
1.54	Ceramic gas nozzle 51.5 mm; ND 10.0 mm	10 Pcs.	775.2172	2541
1.54	Ceramic gas nozzle 51.5 mm; ND 13.0 mm	10 Pcs.	775.2173	2541
1.54	Ceramic gas nozzle 51.5 mm; ND 16.0 mm	10 Pcs.	775.2174	2541
1.55	Ceramic gas nozzle 38.4 mm; ND 15.0 mm (reenforced)	10 Pcs.	775.0184	2541
1.55	Ceramic gas nozzle 38.4 mm; ND 13.0 mm (reenforced)	10 Pcs.	775.0183	2541
1.72	Gas diffuser for electrode WE-Ø 1.6 mm		773.0172	2548
1.72	Gas diffuser for electrode WE-Ø 2.0 mm		773.0177	2548

TIG Welding Torches ABITIG® GRIP 200 / 450 W / 450 W SC

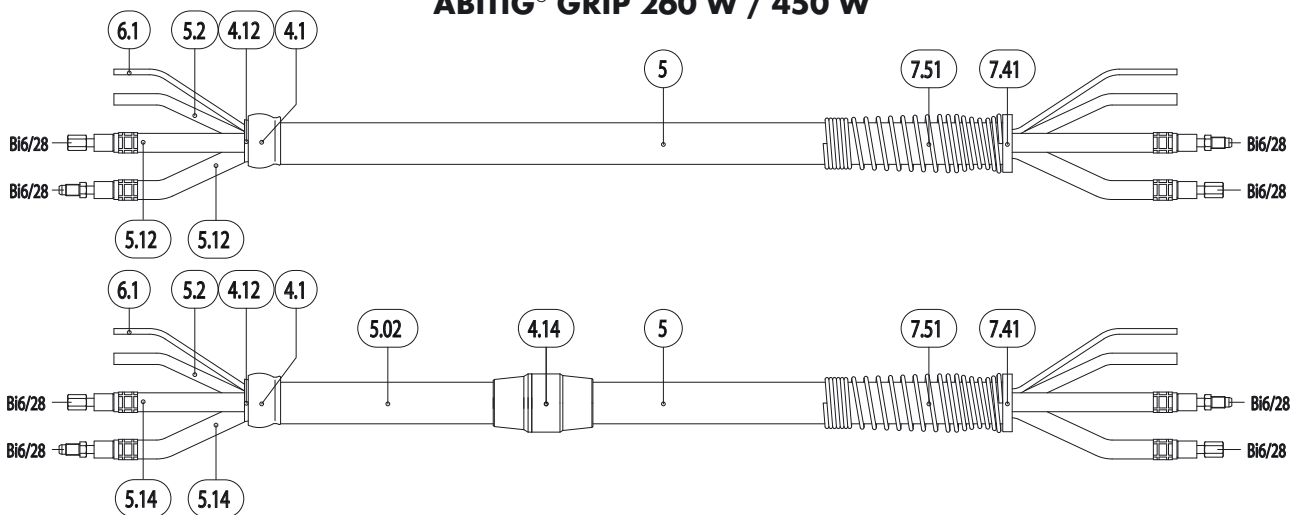
Pos.	Description	Units	Part-No.	Product-group
1.72	Gas diffuser for electrode WE-Ø 2.4 mm		773.0173	2548
1.72	Gas diffuser for electrode WE-Ø 3.2 mm		773.0174	2548
1.72	Gas diffuser for electrode WE-Ø 4.0 mm		773.0175	2548
1.72	Gas diffuser for electrode WE-Ø 4.8 mm		773.0176	2548
1.73	Insulator for gas diffusor 4		775.1143	2555
1.74	Gas diffuser 4 for electrode WE-Ø 1.6 mm		775.0122	2548
1.74	Gas diffuser 4 for electrode WE-Ø 2.4 mm		775.0123	2548
1.74	Gas diffuser 4 for electrode WE-Ø 3.2 mm		775.0124	2548
1.74	Gas diffuser 4 for electrode WE-Ø 4.0 mm		775.0125	2548
1.74	Gas diffuser 4 for electrode WE-Ø 4.8 mm		775.0126	2548
1.81	Ceramic gas nozzle 50 mm; ND 12.5 mm	10 Pcs.	778.1183	2541
1.81	Ceramic gas nozzle 50 mm; ND 16.0 mm	10 Pcs.	778.1184	2541
1.81	Ceramic gas nozzle 50 mm; ND 19.5 mm	10 Pcs.	778.1188	2541
1.82	Ceramic gas nozzle 34 mm; ND 24.0 mm	10 Pcs.	778.1189	2541
1.83	Ceramic gas nozzle 26.6 mm; ND 10.0 mm	10 Pcs.	775.0152	2541
1.83	Ceramic gas nozzle 26.6 mm; ND 13.0 mm	10 Pcs.	775.0153	2541

Cable assembly components ABITIG® GRIP

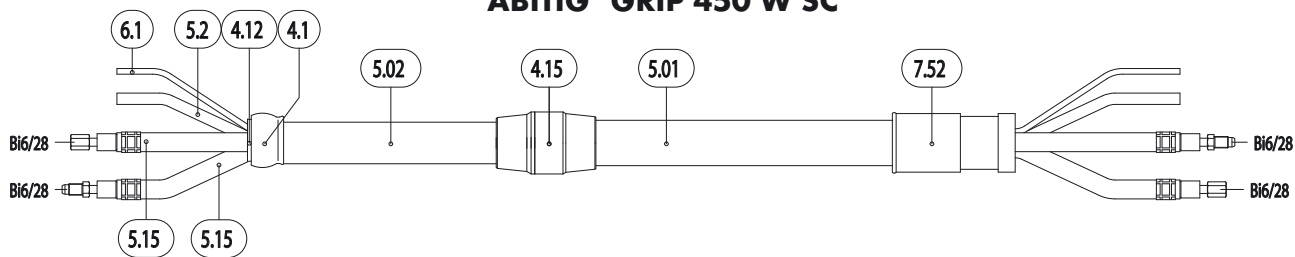
ABITIG® GRIP 150 / 200



ABITIG® GRIP 260 W / 450 W



ABITIG® GRIP 450 W SC



Cable assembly components ABITIG® GRIP

Pos.	Description	Units	Part-No.	Product-group
Ball joint and outer hose				
4.1	Socket joint ABITIG® GRIP		400.1258	2005
4.12	Strain relief		400.0351	2005
4.14	Hose coupling cpl.		400.0391	2005
4.14	Hose coupling BS		400.0377	2005
4.14	Strain relief		400.0351	2005
4.14	Hose coupling MS		400.0378	2005
4.15	Hose coupling cpl.		400.0392	2005
4.15	Hose coupling BS		400.0380	2005
4.15	Strain relief		400.0379	2005
4.15	Hose coupling MS		400.0381	2005
Outer hose and leather hose				
5	Hose 10 black Ø 22x1.25	40 m	109.0020	4050
5.01	Outer cover rubber Ø 25x1.25	40 m	105.0019	4050
5.02	Leather hose High Flex Ø 23x1 (0.8 m)		108.0028	2005
Power cable standard				
5.11	Power cable (ABITIG® 150) for 4.00 m		150.0111	2555
5.11	Power cable (ABITIG® 150) for 8.00 m		150.0112	2555
5.11	Power cable (ABITIG® 150) for 12.00 m		150.0113	2555
5.11	Power cable (ABITIG® 200) for 4.00 m		150.0170	2555
5.11	Power cable (ABITIG® 200) for 8.00 m		150.0171	2555
5.11	Power cable (ABITIG® 200) for 12.00 m		150.0172	2555
5.12	Power cable (ABITIG® 260 W) for 4.00 m		150.0099	2555
5.12	Power cable (ABITIG® 260 W) for 8.00 m		150.0100	2555
5.12	Power cable (ABITIG® 260 W) for 12.00 m		150.0101	2555
5.12	Power cable (ABITIG® 450 W) for 4.00 m		150.0054	2555
5.12	Power cable (ABITIG® 450 W) for 8.00 m		150.0055	2555
5.12	Power cable (ABITIG® 450 W) for 12.00 m		150.0083	2555
Power cable High Flex				
5.13	Power cable High Flex (ABITIG® 150) for 4.00 m		150.0040	2555
5.13	Power cable High Flex (ABITIG® 150) for 8.00 m		150.0041	2555
5.13	Power cable High Flex (ABITIG® 150) for 12.00 m		150.0190	2555
5.13	Power cable High Flex (ABITIG® 200) for 4.00 m		150.0036	2555
5.13	Power cable High Flex (ABITIG® 200) for 8.00 m		150.0037	2555
5.13	Power cable High Flex (ABITIG® 200) for 12.00 m		150.0114	2555
5.14	Power cable High Flex (ABITIG® 260 W) for 4.00 m		150.0164	2555
5.14	Power cable High Flex (ABITIG® 260 W) for 8.00 m		150.0165	2555
5.14	Power cable High Flex (ABITIG® 260 W) for 12.00 m		150.0166	2555
5.14	Power cable High Flex (ABITIG® 450 W) for 4.00 m		150.0167	2555
5.14	Power cable High Flex (ABITIG® 450 W) for 8.00 m		150.0168	2555
5.14	Power cable High Flex (ABITIG® 450 W) for 12.00 m		150.0169	2555
5.15	Power cable High Flex (ABITIG® 450 W SC) for 4.00 m		150.0203	2555
5.15	Power cable High Flex (ABITIG® 450 W SC) for 8.00 m		150.0194	2555
5.15	Power cable High Flex (ABITIG® 450 W SC) for 12.00 m		150.0204	2555
Gas hose and hose clamp				
5.2	Hose Ø 3x1.5	100 m	102.0124	4050
5.5	Hose clamp Ø 7.5 mm with ring (mark 8.0)	20 Pcs.	173.0007	9010
Control cable				
6.1	Control cable 3-pole	100 m	100.0100	4050
6.1	Control cable 6-pole	100 m	100.0112	4050
6.1	Control cable 7-pole; protected	100 m	100.0028	4050
Cable support, cable support spring and strain relief				
7.41	Strain relief		500.0252	9010
7.51	Cable support spring		500.0227	9010
7.52	Cable support		500.0160	9010