

Torce TIG "ABITIG® GRIP" ad aria e a liquido

La linea ABITIG® GRIP nello stile ABICOR BINZEL ad aria e a liquido, alte prestazioni con fasciami torcia leggeri e maneggevoli. L'innovativo sistema di raffreddamento garantisce lunga durata di servizio sia alle parti di ricambio che al corpo torcia, permettendo l'utilizzo di elettrodi di tungsteno di sezione ridotta grazie ad una ottimale dissipazione del calore.

La riduzione dei consumabili a tre soli particolari (cappa, serra elettrodo-diffusore e ugello gas filettato) semplificano l'utilizzo riducendo i costi di magazzino - meno stock.

L'innovativo design torcia evita che il calore proveniente dall'ugello gas ceramico raggiunga il corpo torcia. Maggiore protezione per la torcia, maggiore vita di esercizio, minori costi.

La nuova impugnatura intelligente ABITIG® GRIP offre un maggior confort ed è in grado di alloggiare diverse tipologie di moduli di controllo e pulsanti. Inoltre garantisce una eccellente protezione contro i disturbi arrecati dall'alta frequenza (HF).

- Impugnatura ergonomica con inserto "GRIP" per tutti i modelli torcia ABITIG® GRIP - grande fermezza e feeling sull'impugnatura
- Moduli di controllo e pulsanti perfettamente integrati nel design impugnatura - per una ergonomia eccezionale.
- Giunto a snodo di piccole dimensioni per una impugnabilità e maneggevolezza perfette.
- Fasciame torcia flessibile, leggero e modulabile - per ogni tipo di attacco e connessione macchina.
- Riduzione dei costi di magazzino, grazie all'utilizzo di sole tre parti consumabile - meno stock.



Sistema Impugnatura ABITIG® GRIP
- vedere pag. 26-27.

ABITIG® GRIP 150 / ABITIG® GRIP 150 F

Dati tecnici (EN 60 974-7) (con ugello gas da 36 mm):

Tipo di raffreddamento: aria
 Classificazione: 150 A DC
 105 A AC
 Duty cycle: 35%
 Elettrodo tungsteno: Ø 1.0-2.4 mm

ABITIG® GRIP 260 W

Dati tecnici (EN 60 974-7):

Tipo di raffreddamento: liquido*
 Classificazione: 280 A DC / 260 A DC
 195 A AC / 185 A AC
 Duty cycle: 60% / 100%
 Elettrodo tungsteno: Ø 1.0-3.2 mm

* Pressione in entrata torcia:
 Min. 2.5 bar (max. 3.5 bar);
 Min. flusso: 0.7 l/min.

Dati tecnici basati su cablaggi torcia di lunghezza fino a 8.00 m.

Torcia completa




Modello	Raffr.	n° cod.	Versione	n° cod.
ABITIG® GRIP 150	aria	vedi commento**	Standard	776.0010
ABITIG® GRIP 150 F	aria	vedi commento**	Flessibile	776.0130
ABITIG® GRIP 260 W	liquido	vedi commento**	Standard	777.0010

**Viste le innumerevoli versioni e tipologie di connessione macchina non possiamo fornire in questa documentazione i codici completi torcia. Si prega di utilizzare la seguente documentazione per individuare il modello torcia ed il tipo di modulo di controllo e pulsante - chiedere informazioni al rivenditore ABICOR-BINZEL di zona.


ABITIG® GRIP 150, ABITIG® GRIP 260 W



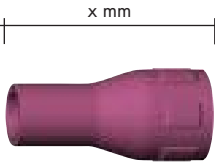

Consumabili

			
Cappia	Corta	Media	Lunga
	776.0053	771.0051	776.0051

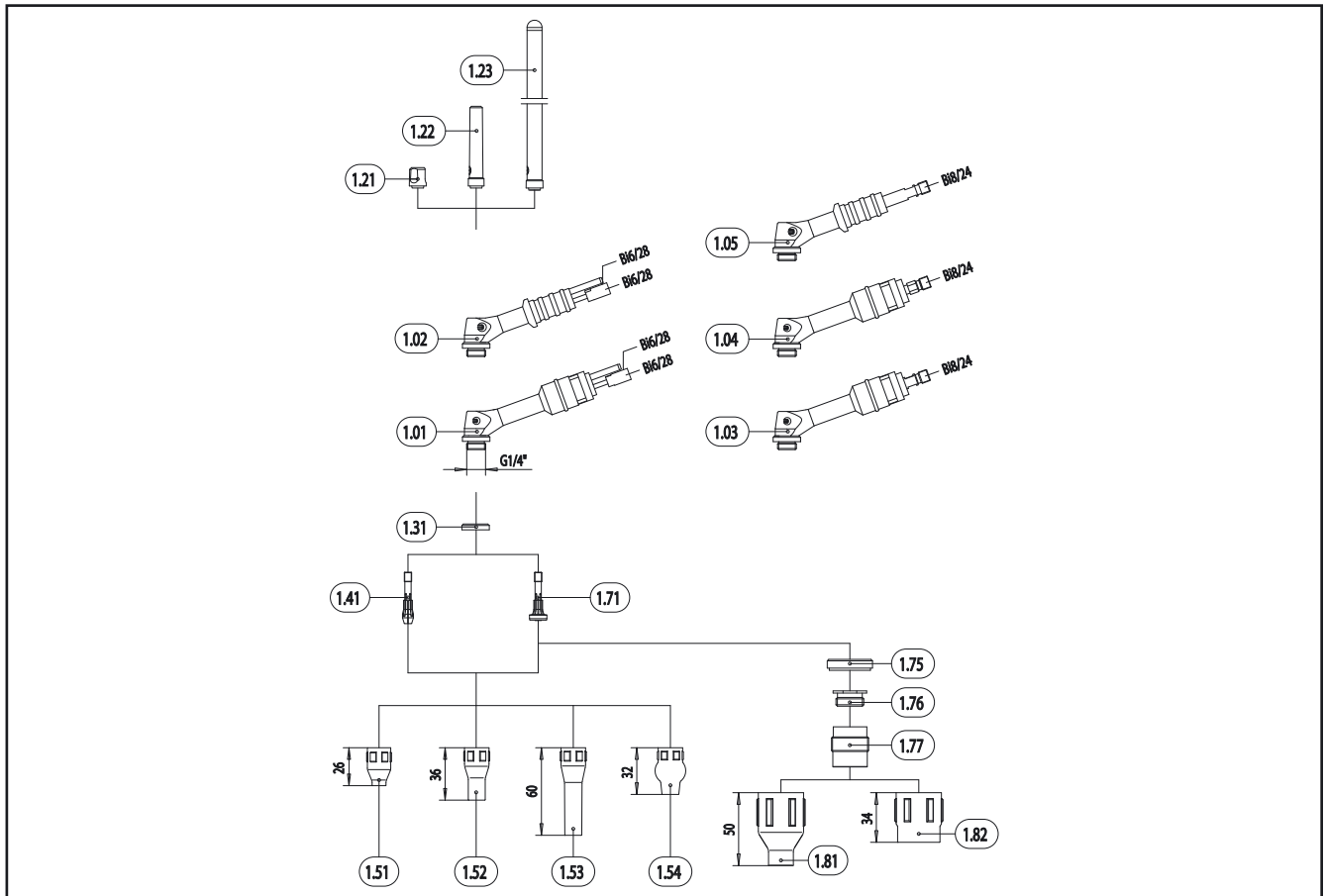
			
	35 mm	33 mm	33 mm
Serra elettrodo / Diffusore gas	Serra elett. (5 pcs.)	Diffusore gas	Diffusore gas
Ø 1.0 mm	776.0061	776.0171	776.0171
Ø 1.6 mm	776.0062	776.0172	776.0172
Ø 2.0 mm	776.0067	776.0177	776.0177
Ø 2.4 mm	776.0063	776.0173	776.0173
Ø 3.2 mm	776.0064	776.0174	776.0174

		
Isolante / Anello adattatore	Versione std. (10 pcs.)	Per diffusore gas
Insulator	776.1043	776.0443
Adaptor ring	-	776.0441

	
Diffusore gas	Diffusore gas
Ø 1.6 mm	775.0122
Ø 2.4 mm	775.0123
Ø 3.2 mm	775.0124

				
	26 mm	32 mm	x mm	50 mm
Ug. gas , ceramico (10 pcs.)	Versione std.	Versione sferica	Versione std.	Per diffusore gas
Ø 6.5 mm	777.0081	770.0081.10	777.2171 777.2175	-
Ø 8.0 mm	777.0082	770.0082.10	777.2172 777.2176	-
Ø 10.0 mm	777.0083	770.0083.10	777.2173 -	-
Ø 11.5 mm	777.0084	770.0084.10	777.2174 -	-
Ø 12.5 mm	-	-	- -	778.1183
Ø 16.0 mm	-	-	- -	778.1184
Ø 19.5 mm	-	-	- -	778.1188

TIG Welding Torches ABITIG® GRIP 150 / 260 W – ABITIG® GRIP Little 150 / 260 W



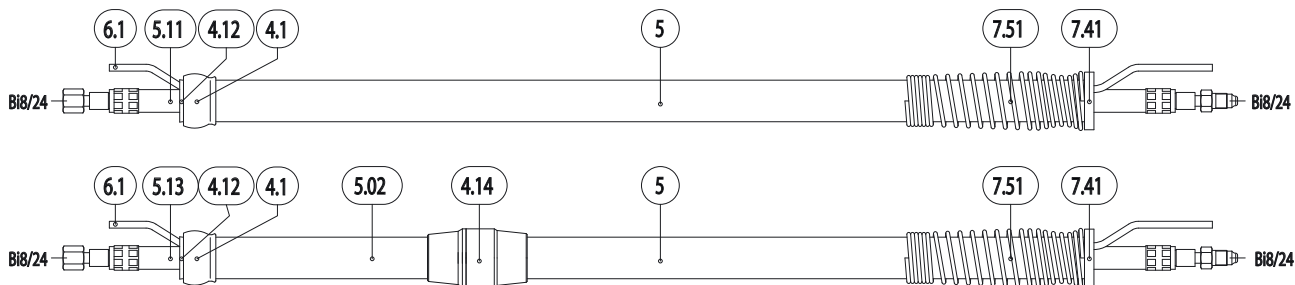
Pos.	Description	Units	Part-No.	Product-group
Torch body				
1.01	Torch body ABITIG® GRIP 260 W; 60.0 mm long		777.0010	2522
1.02	Torch body ABITIG® GRIP Little 260 W; 46.0 mm long		772.0010.1	2522
1.03	Torch body ABITIG® GRIP 150; 60.0 mm long		776.0010	2522
1.04	Torch body ABITIG® GRIP 150 F (flexible); 60.0 mm long		776.0130	2522
1.05	Torch body ABITIG® GRIP Little 150; 46.0 mm long		770.0010.1	2522
w/o. fig.	Torch body ABITIG® GRIP 150 Little (flexible); 46.0 mm long		770.0130.1	2522
Wear parts				
1.21	Back cap, short		776.0053	2545
1.22	Back cap, medium		771.0051	2545
1.23	Back cap, long		776.0051	2545
1.31	Insulator	10 Pcs.	776.1043	2555
1.41	Electrode holder for electrode WE Ø 1.0 mm	5 Pcs.	776.0061	2548
1.41	Electrode holder for electrode WE Ø 1.6 mm	5 Pcs.	776.0062	2548
1.41	Electrode holder for electrode WE Ø 2.0 mm	5 Pcs.	776.0067	2548
1.41	Electrode holder for electrode WE Ø 2.4 mm	5 Pcs.	776.0063	2548
1.41	Electrode holder for electrode WE Ø 3.2 mm	5 Pcs.	776.0064	2548
1.51	Ceramic gas nozzle 26 mm; ND 6.5 mm	10 Pcs.	777.0081	2541
1.51	Ceramic gas nozzle 26 mm; ND 8.0 mm	10 Pcs.	777.0082	2541
1.51	Ceramic gas nozzle 26 mm; ND 9.5 mm	10 Pcs.	777.0083	2541
1.51	Ceramic gas nozzle 26 mm; ND 11.0 mm	10 Pcs.	777.0084	2541
1.52	Ceramic gas nozzle 36 mm; ND 6.5 mm	10 Pcs.	777.2171	2541
1.52	Ceramic gas nozzle 36 mm; ND 8.0 mm	10 Pcs.	777.2172	2541
1.52	Ceramic gas nozzle 36 mm; ND 9.5 mm	10 Pcs.	777.2173	2541
1.52	Ceramic gas nozzle 36 mm; ND 11.0 mm	10 Pcs.	777.2174	2541
1.53	Ceramic gas nozzle 60 mm; ND 6.5 mm	10 Pcs.	777.2175	2541
1.53	Ceramic gas nozzle 60 mm; ND 8.0 mm	10 Pcs.	777.2176	2541
1.54	Ceramic gas nozzle 32 mm; ND 6.5 mm	10 Pcs.	770.0081.10	2541

TIG Welding Torches ABITIG® GRIP 150 / 260 W – ABITIG® GRIP Little 150 / 260 W

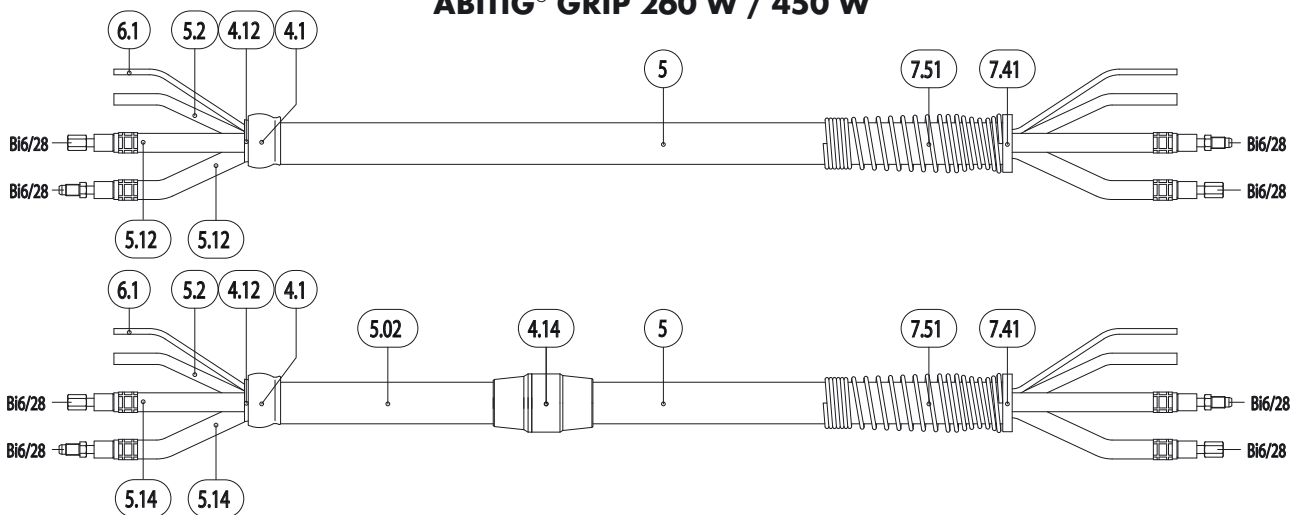
Pos.	Description	Units	Part-No.	Product-group
1.54	Ceramic gas nozzle 32 mm; ND 8.0 mm	10 Pcs.	770.0082.10	2541
1.54	Ceramic gas nozzle 32 mm; ND 9.5 mm	10 Pcs.	770.0083.10	2541
1.54	Ceramic gas nozzle 32 mm; ND 11.0 mm	10 Pcs.	770.0084.10	2541
1.71	Gas diffuser for electrode WE-Ø 1.0 mm		776.0171	2548
1.71	Gas diffuser for electrode WE-Ø 1.6 mm		776.0172	2548
1.71	Gas diffuser for electrode WE-Ø 2.0 mm		776.0177	2548
1.71	Gas diffuser for electrode WE-Ø 2.4 mm		776.0173	2548
1.71	Gas diffuser for electrode WE-Ø 3.2 mm		776.0174	2548
1.75	Insulator for gas diffuser 4		776.0443	2555
1.76	Adaptor ring		776.0441	2555
1.77	Gas diffuser 4 for electrode WE-Ø 1.6 mm		775.0122	2548
1.77	Gas diffuser 4 for electrode WE-Ø 2.4 mm		775.0123	2548
1.77	Gas diffuser 4 for electrode WE-Ø 3.2 mm		775.0124	2548
1.81	Ceramic gas nozzle 50 mm; ND 12.5 mm	10 Pcs.	778.1183	2541
1.81	Ceramic gas nozzle 50 mm; ND 16.0 mm	10 Pcs.	778.1184	2541
1.81	Ceramic gas nozzle 50 mm; ND 19.5 mm	10 Pcs.	778.1188	2541
1.82	Ceramic gas nozzle 34 mm; ND 24.0 mm	10 Pcs.	778.1189	2541

Cable assembly components ABITIG® GRIP

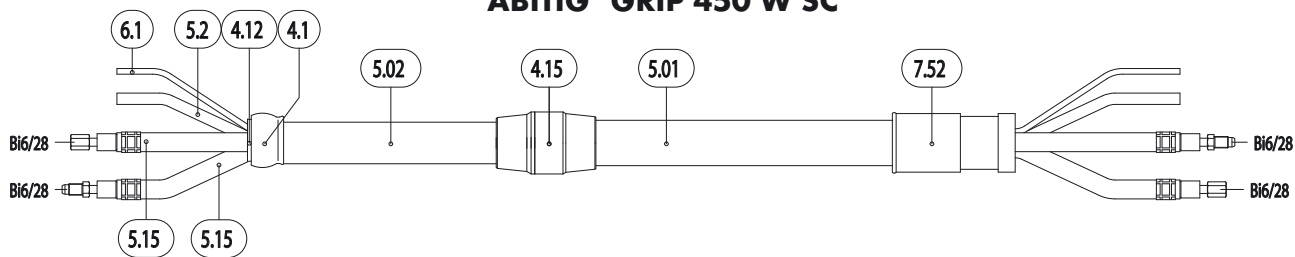
ABITIG® GRIP 150 / 200



ABITIG® GRIP 260 W / 450 W



ABITIG® GRIP 450 W SC

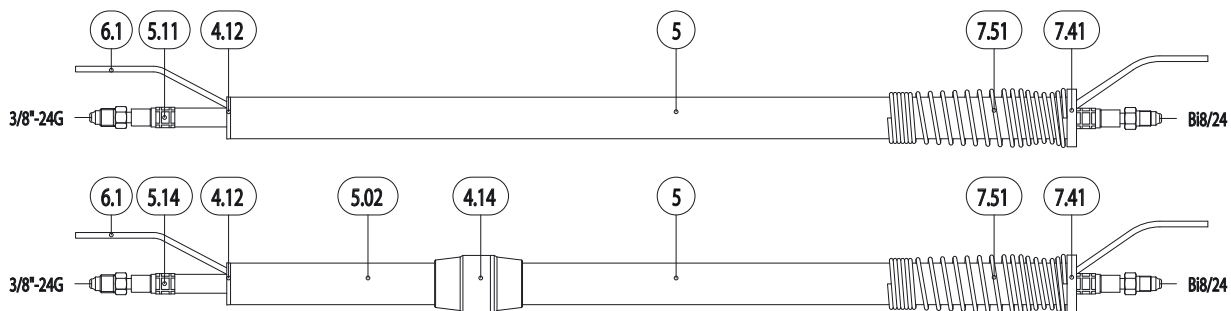


Cable assembly components ABITIG® GRIP

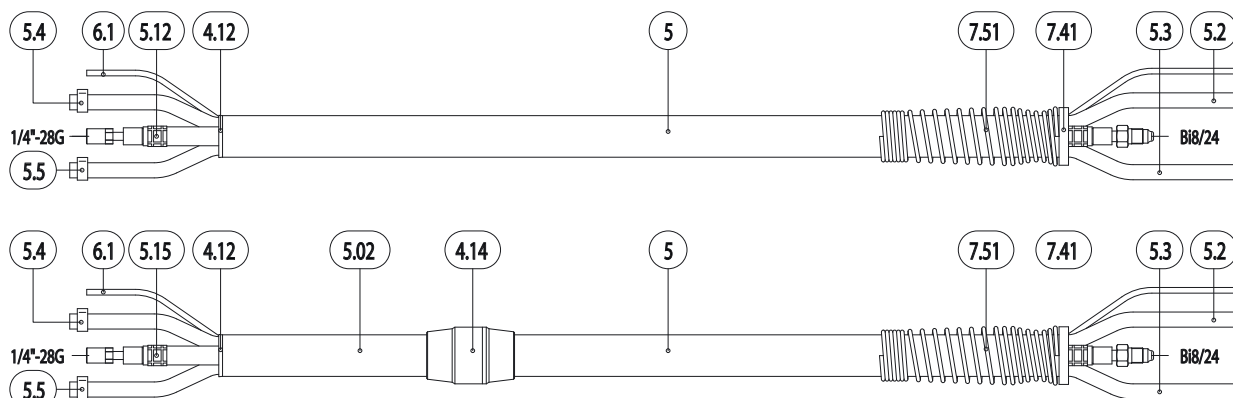
Pos.	Description	Units	Part-No.	Product-group
Ball joint and outer hose				
4.1	Socket joint ABITIG® GRIP		400.1258	2005
4.12	Strain relief		400.0351	2005
4.14	Hose coupling cpl.		400.0391	2005
4.14	Hose coupling BS		400.0377	2005
4.14	Strain relief		400.0351	2005
4.14	Hose coupling MS		400.0378	2005
4.15	Hose coupling cpl.		400.0392	2005
4.15	Hose coupling BS		400.0380	2005
4.15	Strain relief		400.0379	2005
4.15	Hose coupling MS		400.0381	2005
Outer hose and leather hose				
5	Hose 10 black Ø 22x1.25	40 m	109.0020	4050
5.01	Outer cover rubber Ø 25x1.25	40 m	105.0019	4050
5.02	Leather hose High Flex Ø 23x1 (0.8 m)		108.0028	2005
Power cable standard				
5.11	Power cable (ABITIG® 150) for 4.00 m		150.0111	2555
5.11	Power cable (ABITIG® 150) for 8.00 m		150.0112	2555
5.11	Power cable (ABITIG® 150) for 12.00 m		150.0113	2555
5.11	Power cable (ABITIG® 200) for 4.00 m		150.0170	2555
5.11	Power cable (ABITIG® 200) for 8.00 m		150.0171	2555
5.11	Power cable (ABITIG® 200) for 12.00 m		150.0172	2555
5.12	Power cable (ABITIG® 260 W) for 4.00 m		150.0099	2555
5.12	Power cable (ABITIG® 260 W) for 8.00 m		150.0100	2555
5.12	Power cable (ABITIG® 260 W) for 12.00 m		150.0101	2555
5.12	Power cable (ABITIG® 450 W) for 4.00 m		150.0054	2555
5.12	Power cable (ABITIG® 450 W) for 8.00 m		150.0055	2555
5.12	Power cable (ABITIG® 450 W) for 12.00 m		150.0083	2555
Power cable High Flex				
5.13	Power cable High Flex (ABITIG® 150) for 4.00 m		150.0040	2555
5.13	Power cable High Flex (ABITIG® 150) for 8.00 m		150.0041	2555
5.13	Power cable High Flex (ABITIG® 150) for 12.00 m		150.0190	2555
5.13	Power cable High Flex (ABITIG® 200) for 4.00 m		150.0036	2555
5.13	Power cable High Flex (ABITIG® 200) for 8.00 m		150.0037	2555
5.13	Power cable High Flex (ABITIG® 200) for 12.00 m		150.0114	2555
5.14	Power cable High Flex (ABITIG® 260 W) for 4.00 m		150.0164	2555
5.14	Power cable High Flex (ABITIG® 260 W) for 8.00 m		150.0165	2555
5.14	Power cable High Flex (ABITIG® 260 W) for 12.00 m		150.0166	2555
5.14	Power cable High Flex (ABITIG® 450 W) for 4.00 m		150.0167	2555
5.14	Power cable High Flex (ABITIG® 450 W) for 8.00 m		150.0168	2555
5.14	Power cable High Flex (ABITIG® 450 W) for 12.00 m		150.0169	2555
5.15	Power cable High Flex (ABITIG® 450 W SC) for 4.00 m		150.0203	2555
5.15	Power cable High Flex (ABITIG® 450 W SC) for 8.00 m		150.0194	2555
5.15	Power cable High Flex (ABITIG® 450 W SC) for 12.00 m		150.0204	2555
Gas hose and hose clamp				
5.2	Hose Ø 3x1.5	100 m	102.0124	4050
5.5	Hose clamp Ø 7.5 mm with ring (mark 8.0)	20 Pcs.	173.0007	9010
Control cable				
6.1	Control cable 3-pole	100 m	100.0100	4050
6.1	Control cable 6-pole	100 m	100.0112	4050
6.1	Control cable 7-pole; protected	100 m	100.0028	4050
Cable support, cable support spring and strain relief				
7.41	Strain relief		500.0252	9010
7.51	Cable support spring		500.0227	9010
7.52	Cable support		500.0160	9010

Cable assembly components ABITIG® GRIP Little

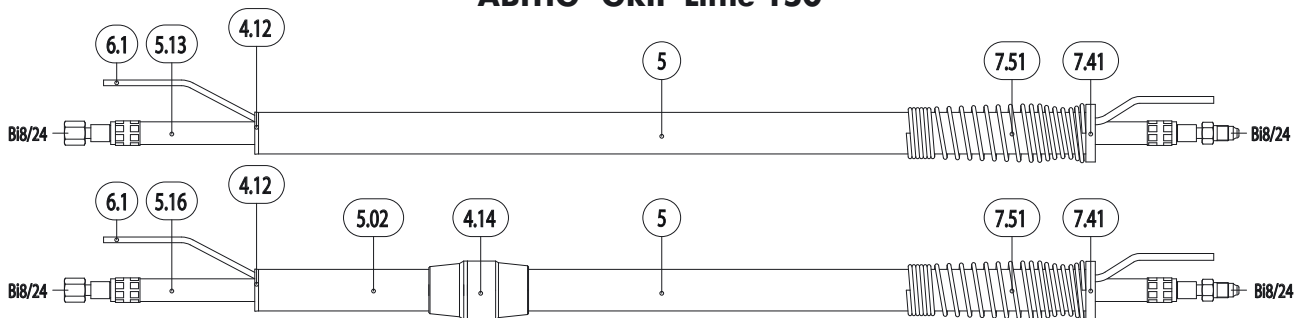
ABITIG® GRIP Little 9 / 17 / 24 G



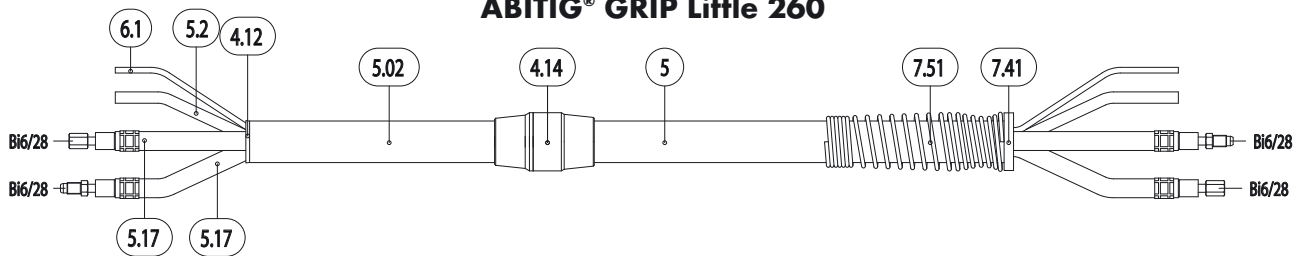
ABITIG® GRIP Little 20 / 24 W



ABITIG® GRIP Little 150



ABITIG® GRIP Little 260



Cable assembly components ABITIG® GRIP Little

Pos.	Description	Units	Part-No.	Product-group
Ball joint and outer hose				
4.12	Strain relief		400.0351	2005
4.14	Hose coupling cpl.		400.0391	2005
4.14	Hose coupling BS		400.0377	2005
4.14	Strain relief		400.0351	2005
4.14	Hose coupling MS		400.0378	2005
Outer hose and leather hose				
5	Hose 10 black Ø 22x1.25	40 m	109.0020	4050
5.02	Leather hose High Flex Ø 23x1 (0.8 m)		108.0028	2005
Power cable standard				
5.11	Power cable (ABITIG® 9, ABITIG® 17, ABITIG® 24 G) for 4.00 m		150.0084	2005
5.11	Power cable (ABITIG® 9, ABITIG® 17, ABITIG® 24 G) for 8.00 m		150.0085	2005
5.11	Power cable (ABITIG® 9, ABITIG® 17, ABITIG® 24 G) for 12.00 m		150.0086	2005
5.12	Power cable (ABITIG® 20) for 4.00 m		150.0259.1	2005
5.12	Power cable (ABITIG® 20) for 8.00 m		150.0260.1	2005
5.12	Power cable (ABITIG® 20) for 12.00 m		150.0261.1	2005
5.12	Power cable (ABITIG® 20, ABITIG® 24 W) for 4.00 m		150.0015	2005
5.12	Power cable (ABITIG® 20, ABITIG® 24 W) for 8.00 m		150.0016	2005
5.12	Power cable (ABITIG® 20, ABITIG® 24 W) for 12.00 m		150.0017	2005
5.13	Power cable (ABITIG® 150) for 4.00 m		150.0111	2555
5.13	Power cable (ABITIG® 150) for 8.00 m		150.0112	2555
5.13	Power cable (ABITIG® 150) for 12.00 m		150.0113	2555
Power cable High Flex				
5.14	Power cable High Flex (ABITIG® 9) for 4.00 m		150.0056	2005
5.14	Power cable High Flex (ABITIG® 9) for 8.00 m		150.0057	2005
5.14	Power cable High Flex (ABITIG® 9) for 12.00 m		150.0058	2005
5.14	Power cable High Flex (ABITIG® 17, ABITIG® 24 G) for 4.00 m		150.0065	2005
5.14	Power cable High Flex (ABITIG® 17, ABITIG® 24 G) for 8.00 m		150.0066	2005
5.14	Power cable High Flex (ABITIG® 17, ABITIG® 24 G) for 12.00 m		150.0067	2005
5.15	Power cable High Flex (ABITIG® 20) for 4.00 m		150.0255.1	2005
5.15	Power cable High Flex (ABITIG® 20) for 8.00 m		150.0256.1	2005
5.15	Power cable High Flex (ABITIG® 20) for 12.00 m		150.0257.1	2005
5.15	Power cable High Flex (ABITIG® 20, ABITIG® 24 W) for 4.00 m		150.0062	2005
5.15	Power cable High Flex (ABITIG® 20, ABITIG® 24 W) for 8.00 m		150.0063	2005
5.15	Power cable High Flex (ABITIG® 20, ABITIG® 24 W) for 12.00 m		150.0064	2005
5.16	Power cable High Flex (ABITIG® 150) for 4.00 m		150.0040	2555
5.16	Power cable High Flex (ABITIG® 150) for 8.00 m		150.0041	2555
5.16	Power cable High Flex (ABITIG® 150) for 12.00 m		150.0190	2555
5.17	Power cable High Flex (ABITIG® 260 W) for 4.00 m		150.0002	2555
5.17	Power cable High Flex (ABITIG® 260 W) for 8.00 m		150.0003	2555
5.17	Power cable High Flex (ABITIG® 260 W) for 12.00 m		150.0082	2555
Gas hose, water hose, hose clamp and code colour ring				
5.2	Hose Ø 3x1.5	100 m	102.0124	4050
5.3	Hose 1 black Ø 3.9x1.5	100 m	109.0011	4050
5.4	Hose clamp Ø 8.2 mm with ring (mark 8.7)	20 Pcs.	173.0005	9010
w/o. fig.	Code colour ring red	20 Pcs.	501.2166	9010
w/o. fig.	Code colour ring blue	20 Pcs.	501.2167	9010
5.5	Hose clamp Ø 7.5 mm with ring (mark 8.0)	20 Pcs.	173.0007	9010
Control cable				
6.1	Control cable 3-pole	100 m	100.0100	4050
6.1	Control cable 6-pole	100 m	100.0112	4050
6.1	Control cable 7-pole; protected	100 m	100.0028	4050
Cable support spring and strain relief				
7.41	Strain relief		500.0252	9010
7.51	Cable support spring		500.0227	9010