

Torçe TIG "ABITIG® GRIP" ad aria e a liquido



Sistema Impugnatura ABITIG® GRIP
– vedere pag. 26–27.

- Impugnatura ergonomica con inserto "GRIP" per tutti i modelli torcia ABITIG® GRIP - grande fermezza e feeling sull'impugnatura.
- Moduli di controllo e pulsanti perfettamente integrati nel design impugnatura - per una ergonomia eccezionale.
- Giunto a snodo di piccole dimensioni per una impugnabilità e maneggevolezza perfette.
- Fasciame torcia flessibile, leggero e modulabile - per ogni tipo di attacco e connessione macchina.
- Consumabile torcia compatibile con lo standard internazionale serie "SR" - meno stock.

ABITIG® GRIP 17

Dati tecnici (EN 60 974-7):

Tipo di raffreddamento: aria
 Classificazione: 140 A DC
 100 A AC
 Duty cycle: 35%
 Elettrodo tungsteno: Ø 0.5–2.4 mm

ABITIG® GRIP 18

Dati tecnici (EN 60 974-7):

Tipo di raffreddamento: liquido*
 Classificazione: 320 A DC
 230 A AC
 Duty cycle: 100%
 Elettrodo tungsteno: Ø 0.5–4.0 mm

* Pressione in entrata torcia:
 Min. 2.5 bar (max. 3.5 bar);
 Min. flusso: 0.9 l/min.

ABITIG® GRIP 26

Dati tecnici (EN 60 974-7):

Tipo di raffreddamento: aria
 Classificazione: 180 A DC
 130 A AC
 Duty cycle: 35%
 Elettrodo tungsteno: Ø 0.5–4.0 mm

Dati tecnici basati su cablaggi torcia
 di lunghezza fino a 8.00 m.

Torcia completa



Modello	Raffr.	n° cod.	Versione	n° cod.
ABITIG® GRIP 17	aria	vedi commento**	Standard	712.1020
ABITIG® GRIP 17 F	aria	vedi commento**	Flessibile	712.1030
ABITIG® GRIP 18	liquido	vedi commento**	Standard	712.2020
ABITIG® GRIP 18 F	liquido	vedi commento**	Flessibile	712.2030
ABITIG® GRIP 18 K	liquido	vedi commento**	Corta	712.2230
ABITIG® GRIP 26	aria	vedi commento**	Standard	712.4020
ABITIG® GRIP 26 F	aria	vedi commento**	Flessibile	712.4030
ABITIG® GRIP 26 K	aria	vedi commento**	Corta	712.4230




**Viste le innumerevoli versioni e tipologie di connessioni macchina non possiamo fornire in questa documentazione i codici completi torcia. Si prega di utilizzare la seguente documentazione per individuare il modello torcia ed il tipo di modulo di controllo pulsante - chiedere informazioni al rivenditore ABICOR-BINZEL di zona.




ABITIG® GRIP 17, ABITIG® GRIP 18, ABITIG® GRIP 26

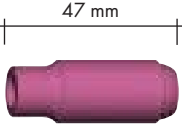


Consumabili

		
Cappa (10 pcs.)	Corta 712.1053	Lunga 712.1051




		
Serra elett. (10 pcs.)	Versione (50 mm)	Versione (52 mm)
Ø 0.5 mm	702.0005 / 10N21	701.0169 / 10N21D
Ø 1.0 mm	702.0006 / 10N22	701.0171 / 10N22D
Ø 1.2 mm	702.0007 / -	701.0170 / -
Ø 1.6 mm	702.0008 / 10N23	701.0172 / 10N23D
Ø 2.0 mm	702.0012 / -	701.0176 / -
Ø 2.4 mm	702.0009 / 10N24	701.0173 / 10N24D
Ø 3.2 mm	702.0010 / 10N25	701.0174 / 10N25D
Ø 4.0 mm	702.0011 / 54N20	701.0175 / 54N20D

			
Anello isolante / Adattatore	Anello isolante (10 pcs.) 703.0012 / 18CG	Adattatore (10 pcs.) 701.0130 / 54N01	Adattatore (5 pcs.) 701.1122 / 54N63

			
Ferma serra elett.	Versione std. (10 pcs.)	Versione std. con gas lens (10 pcs.)	Versione jumbo con gas lens (5 pcs.)
Ø 0.5-1.2 mm	701.0190 / 10N30	701.0201 / 45V24	-
Ø 1.6 mm	701.0191 / 10N31	701.0203 / 45V25	701.1116 / 45V116
Ø 2.0 mm	701.0196 / 10N32	701.0207 / 45V26	-
Ø 2.4 mm	701.0196 / 10N32	701.0207 / 45V26	701.1117 / 45V64
Ø 3.2 mm	701.0197 / 10N28	701.0209 / 45V27	701.1118 / 995795
Ø 4.0 mm	701.0198 / 406488	701.0211 / 45V28	701.1208 / 45V63

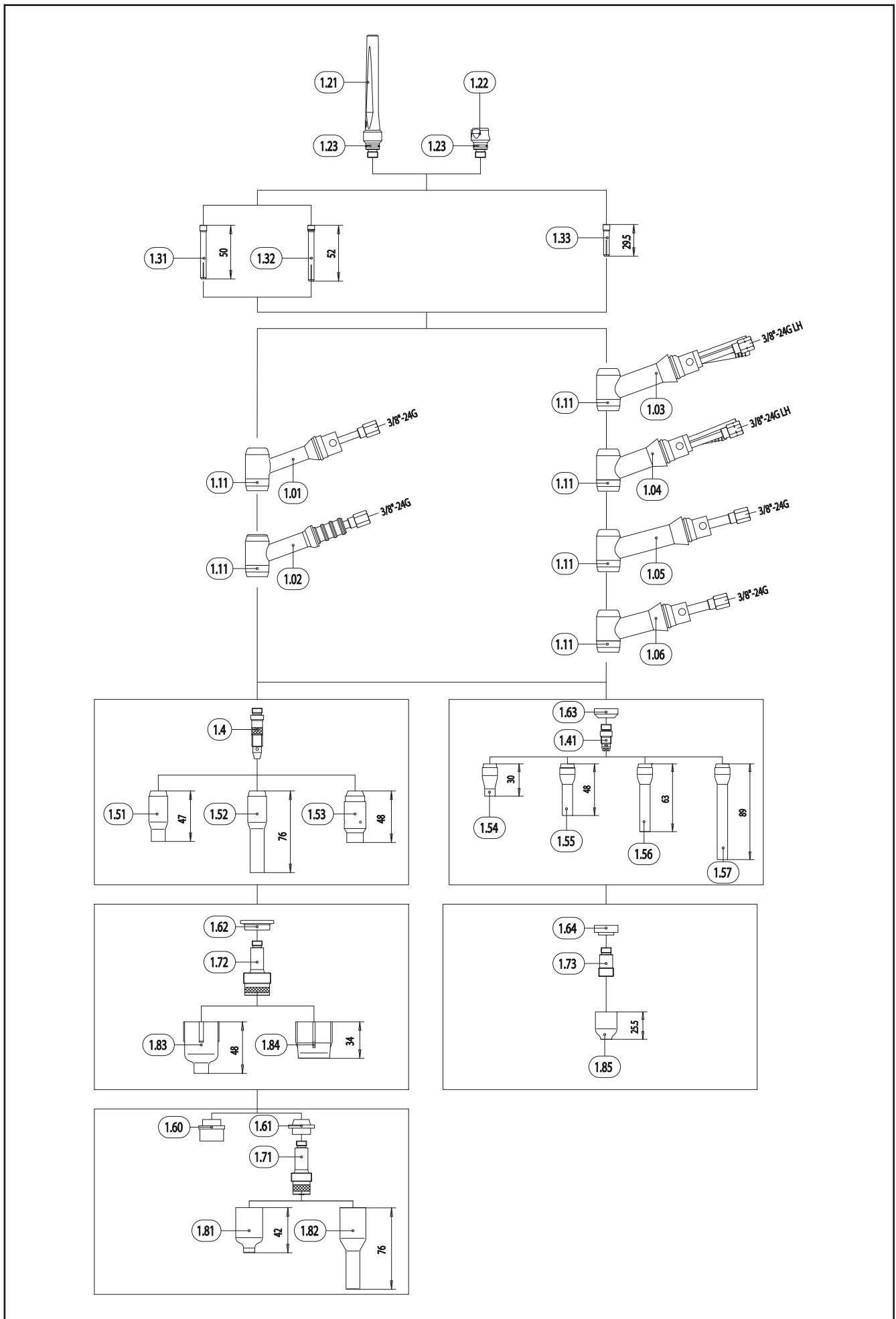
			
Ug. gas , ceramico (10 pcs.)	Versione std.	Versione std. per gas lens	Versione jumbo per gas lens
No. 4 Ø 6.5 mm	701.0107 / 10N50	701.0420 / 54N18	-
No. 5 Ø 8.0 mm	701.0108 / 10N49	701.0421 / 54N17	-
No. 6 Ø 9.5 mm	701.0109 / 10N48	701.0422 / 54N16	701.1199 / 57N75
No. 7 Ø 11.0 mm	701.0110 / 10N47	701.0423 / 54N15	-
No. 8 Ø 12.5 mm	701.0111 / 10N46	701.0424 / 54N14	701.1200 / 57N74
No. 10 Ø 16.0 mm	701.0113 / 10N45	-	701.1201 / 53N88
No. 12 Ø 19.5 mm	701.0114 / 10N44***	701.0426 / 54N19	701.1121 / 53N87

***50 mm long

			
Ug. gas , ceramico (10 pcs.)	Versione std.	Versione std. per gas lens	Versione jumbo per gas lens****
No. 5 Ø 8.0 mm	701.0115 / 10N49L	701.0427 / 54N17L	-
No. 6 Ø 9.5 mm	701.0116 / 10N48L	701.0428 / 54N16L	-
No. 7 Ø 11.0 mm	701.0117 / 10N47L	701.0429 / 54N15L	-
Ø 24.0 mm	-	-	701.1202 / 53N89

****non adatto per l'alta frequenza

TIG Welding Torches ABITIG® GRIP 17 / 18 / 26 – ABITIG® GRIP Little 17

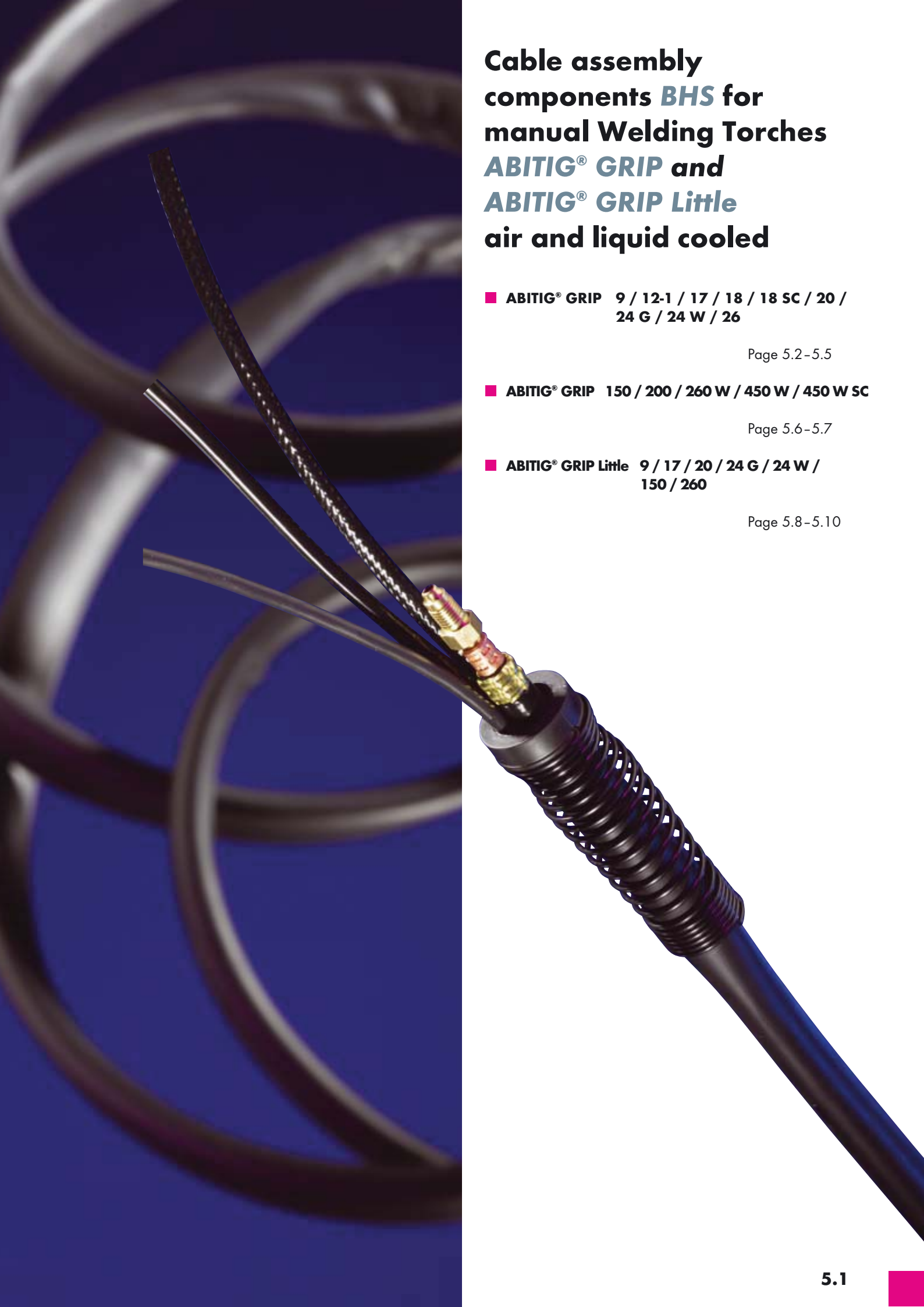


TIG Welding Torches ABITIG® GRIP 17 / 18 / 26 – ABITIG® GRIP Little 17

Pos.	Description	Units	Part-No.	Product-group
	Torch body			
1.01	Torch body ABITIG® GRIP 17; 65.0 mm long		712.1020	2002
w/o. fig.	Torch body ABITIG® GRIP 17 F (flexible); 65.0 mm long		712.1030	2002
1.02	Torch body SR / ABITIG® GRIP Little 17; 65.0 mm long		705.0033	2002
w/o. fig.	Torch body SR / ABITIG® GRIP Little 17 F (flexible); 60.0 mm long		703.0009	2002
1.03	Torch body ABITIG® GRIP 18; 69.0 mm long		712.2020	2002
w/o. fig.	Torch body ABITIG® GRIP 18 F (flexible); 69.0 mm long		712.2030	2002
1.04	Torch body ABITIG® GRIP 18 K (short); 59.0 mm long		712.2230	2002
1.05	Torch body ABITIG® GRIP 26; 79.0 mm long		712.4020	2002
w/o. fig.	Torch body ABITIG® GRIP 26 F (flexible); 79.0 mm long		712.4030	2002
1.06	Torch body ABITIG® GRIP 26 K (short); 59.0 mm long		712.4230	2002
1.11	Insulating ring	10 Pcs.	703.0012	2003
w/o. fig.	Shrink hose Ø 19.1 mm	60 m	104.0007	4050
	Wear parts			
1.21	Back cap, long	10 Pcs.	712.1051	2009
1.22	Back cap, short	10 Pcs.	712.1053	2009
1.23	O-Ring 10x1.5	20 Pcs.	165.0097	9010
1.31	Collet for electrode Ø 0.5 mm; 50.0 mm long; (10N21)	10 Pcs.	702.0005	2007
1.31	Collet for electrode Ø 1.0 mm; 50.0 mm long; (10N22)	10 Pcs.	702.0006	2007
1.31	Collet for electrode Ø 1.2 mm; 50.0 mm long	10 Pcs.	702.0007	2007
1.31	Collet for electrode Ø 1.6 mm; 50.0 mm long; (10N23)	10 Pcs.	702.0008	2007
1.31	Collet for electrode Ø 2.0 mm; 50.0 mm long	10 Pcs.	702.0012	2007
1.31	Collet for electrode Ø 2.4 mm; 50.0 mm long; (10N24)	10 Pcs.	702.0009	2007
1.31	Collet for electrode Ø 3.2 mm; 50.0 mm long; (10N25)	10 Pcs.	702.0010	2007
1.31	Collet for electrode Ø 4.0 mm; 50.0 mm long; (54N20)	10 Pcs.	702.0011	2007
1.32	Collet for electrode Ø 0.5 mm; 52.0 mm long; (10N21D)	10 Pcs.	701.0169	2007
1.32	Collet for electrode Ø 1.0 mm; 52.0 mm long; (10N22D)	10 Pcs.	701.0171	2007
1.32	Collet for electrode Ø 1.2 mm; 52.0 mm long	10 Pcs.	701.0170	2007
1.32	Collet for electrode Ø 1.6 mm; 52.0 mm long; (10N23D)	10 Pcs.	701.0172	2007
1.32	Collet for electrode Ø 2.0 mm; 52.0 mm long	10 Pcs.	701.0176	2007
1.32	Collet for electrode Ø 2.4 mm; 52.0 mm long; (10N24D)	10 Pcs.	701.0173	2007
1.32	Collet for electrode Ø 3.2 mm; 52.0 mm long; (10N25D)	10 Pcs.	701.0174	2007
1.32	Collet for electrode Ø 4.0 mm; 52.0 mm long; (54N20D)	10 Pcs.	701.0175	2007
1.33	Collet for electrode Ø 1.0 mm; 29.5 mm long; (10N22S)	10 Pcs.	701.1220	2007
1.33	Collet for electrode Ø 1.6 mm; 29.5 mm long; (10N23S)	10 Pcs.	701.1221	2007
1.33	Collet for electrode Ø 2.0 mm; 29.5 mm long	10 Pcs.	701.1222	2007
1.33	Collet for electrode Ø 2.4 mm; 29.5 mm long; (10N24S)	10 Pcs.	701.1223	2007
1.33	Collet for electrode Ø 3.2 mm; 29.5 mm long; (10N25S)	10 Pcs.	701.1224	2007
1.4	Collet body for electrode Ø 0.5 - 1.2 mm; (10N30)	10 Pcs.	701.0190	2008
1.4	Collet body for electrode Ø 1.6 mm; (10N31)	10 Pcs.	701.0191	2008
1.4	Collet body for electrode Ø 2.0 - 2.4 mm; (10N32)	10 Pcs.	701.0196	2008
1.4	Collet body for electrode Ø 3.2 mm; (10N28)	10 Pcs.	701.0197	2008
1.4	Collet body for electrode Ø 4.0 mm; (406488)	10 Pcs.	701.0198	2008
1.41	Collet body for electrode Ø 1.0 - 3.2 mm	10 Pcs.	701.1218	2008
1.51	Ceramic gas nozzle; no. 4; Ø 6.5 mm; 47.0 mm long; (10N50)	10 Pcs.	701.0107	2004
1.51	Ceramic gas nozzle; no. 5; Ø 8.0 mm; 47.0 mm long; (10N49)	10 Pcs.	701.0108	2004
1.51	Ceramic gas nozzle; no. 6; Ø 9.5 mm; 47.0 mm long; (10N48)	10 Pcs.	701.0109	2004
1.51	Ceramic gas nozzle; no. 7; Ø 11.0 mm; 47.0 mm long; (10N47)	10 Pcs.	701.0110	2004
1.51	Ceramic gas nozzle; no. 8; Ø 12.5 mm; 47.0 mm long; (10N46)	10 Pcs.	701.0111	2004
1.51	Ceramic gas nozzle; no. 10; Ø 16.0 mm; 47.0 mm long; (10N45)	10 Pcs.	701.0113	2004
w/o. fig.	Ceramic gas nozzle; no. 12; Ø 19.5 mm; 50.0 mm long; (10N44)	10 Pcs.	701.0114	2004
1.52	Ceramic gas nozzle; no. 5; Ø 8.0 mm; 76.0 mm long; (10N49L)	10 Pcs.	701.0115	2004
1.52	Ceramic gas nozzle; no. 6; Ø 9.5 mm; 76.0 mm long; (10N48L)	10 Pcs.	701.0116	2004
1.52	Ceramic gas nozzle; no. 7; Ø 11.0 mm; 76.0 mm long; (10N47L)	10 Pcs.	701.0117	2004
1.53	Ceramic gas nozzle; no. 5; Ø 8.0 mm; 48.0 mm long with metal shield; (10N55)		701.0124	2004
1.53	Ceramic gas nozzle; no. 6; Ø 9.5 mm; 48.0 mm long with metal shield; (10N54)		701.0126	2004

TIG Welding Torches ABITIG® GRIP 17 / 18 / 26 – ABITIG® GRIP Little 17

Pos.	Description	Units	Part-No.	Product-group
1.53	Ceramic gas nozzle; no. 7; Ø 11.0 mm; 48.0 mm long with metal shield; (10N53)		701.0118	2004
1.53	Ceramic gas nozzle; no. 8; Ø 12.5 mm; 48.0 mm long with metal shield; (10N52)		701.0120	2004
1.53	Ceramic gas nozzle; no. 10; Ø 16.0 mm; 48.0 mm long with metal shield; (10N51)		701.0122	2004
w/o. fig.	Ceramic spot weld nozzle; no. 8; Ø 12.5 mm; 55.0 mm long with metal shield (10N52P)		701.0129	2004
1.54	Ceramic gas nozzle; no. 4; Ø 6.5 mm; 30.0 mm long; (13N08)	10 Pcs.	701.0281	2004
1.54	Ceramic gas nozzle; no. 5; Ø 8.0 mm; 30.0 mm long; (13N09)	10 Pcs.	701.0282	2004
1.54	Ceramic gas nozzle; no. 6; Ø 9.5 mm; 30.0 mm long; (13N10)	10 Pcs.	701.0283	2004
1.54	Ceramic gas nozzle; no. 7; Ø 11.0 mm; 30.0 mm long; (13N11)	10 Pcs.	701.0284	2004
1.54	Ceramic gas nozzle; no. 8; Ø 12.5 mm; 30.0 mm long; (13N12)	10 Pcs.	701.0285	2004
1.54	Ceramic gas nozzle; no. 10; Ø 16.0 mm; 30.0 mm long; (13N13)	10 Pcs.	701.0286	2004
1.55	Ceramic gas nozzle; no. 4; Ø 6.5 mm; 48.0 mm long; (796F71)	10 Pcs.	701.0289	2004
1.55	Ceramic gas nozzle; no. 5; Ø 8.0 mm; 48.0 mm long; (796F72)	10 Pcs.	701.0290	2004
1.55	Ceramic gas nozzle; no. 6; Ø 9.5 mm; 48.0 mm long; (796F73)	10 Pcs.	701.0291	2004
1.56	Ceramic gas nozzle; no. 4; Ø 6.5 mm; 63.0 mm long; (796F75)	10 Pcs.	701.0293	2004
1.56	Ceramic gas nozzle; no. 5; Ø 8.0 mm; 63.0 mm long; (796F76)	10 Pcs.	701.0294	2004
1.57	Ceramic gas nozzle; no. 4; Ø 6.5 mm; 89.0 mm long; (796F79)	10 Pcs.	701.0296	2004
1.60	Insulator	10 Pcs.	701.0199	2003
1.61	Adaptor (54N01)	10 Pcs.	701.0130	2003
1.62	Adaptor (54N63)	5 Pcs.	701.1122	2003
1.63	Insulator (18CG20)	10 Pcs.	701.1219	2003
1.64	Insulator	10 Pcs.	701.1286	2003
1.71	Collet body for electrode with gas lens Ø 0.5 - 1.0 mm; (45V24)	10 Pcs.	701.0201	2016
1.71	Collet body for electrode with gas lens Ø 1.6 mm; (45V25)	10 Pcs.	701.0203	2016
1.71	Collet body for electrode with gas lens Ø 2.0 - 2.4 mm; (45V26)	10 Pcs.	701.0207	2016
1.71	Collet body for electrode with gas lens Ø 3.2 mm; (45V27)	10 Pcs.	701.0209	2016
1.71	Collet body for electrode with gas lens Ø 4.0 mm; (45V28)	10 Pcs.	701.0211	2016
1.72	Collet body for electrode with gas lens Ø 1.6 mm; (45V116)	5 Pcs.	701.1116	2016
1.72	Collet body for electrode with gas lens Ø 2.4 mm; (45V64)	5 Pcs.	701.1117	2016
1.72	Collet body for electrode with gas lens Ø 3.2 mm; (995795)	5 Pcs.	701.1118	2016
1.72	Collet body for electrode with gas lens Ø 4.0 mm; (45V63)	5 Pcs.	701.1208	2016
1.73	Collet body for electrode with gas lens Ø 1.0 mm	10 Pcs.	701.1287	2016
1.73	Collet body for electrode with gas lens Ø 1.6 mm	10 Pcs.	701.1288	2016
1.73	Collet body for electrode with gas lens Ø 2.4 mm	10 Pcs.	701.1289	2016
1.73	Collet body for electrode with gas lens Ø 3.2 mm	10 Pcs.	701.1290	2016
1.81	Ceramic gas nozzle; no. 4; Ø 6.5 mm; 42.0 mm long; (54N18)	10 Pcs.	701.0420	2004
1.81	Ceramic gas nozzle; no. 5; Ø 8.0 mm; 42.0 mm long; (54N17)	10 Pcs.	701.0421	2004
1.81	Ceramic gas nozzle; no. 6; Ø 9.5 mm; 42.0 mm long; (54N16)	10 Pcs.	701.0422	2004
1.81	Ceramic gas nozzle; no. 7; Ø 11.0 mm; 42.0 mm long; (54N15)	10 Pcs.	701.0423	2004
1.81	Ceramic gas nozzle; no. 8; Ø 12.5 mm; 42.0 mm long; (54N14)	10 Pcs.	701.0424	2004
1.81	Ceramic gas nozzle; no. 12; Ø 19.5 mm; 42.0 mm long; (54N19)	10 Pcs.	701.0426	2004
1.82	Ceramic gas nozzle; no. 5; Ø 8.0 mm; 76.0 mm long; (54N17L)	10 Pcs.	701.0427	2004
1.82	Ceramic gas nozzle; no. 6; Ø 9.5 mm; 76.0 mm long; (54N16L)	10 Pcs.	701.0428	2004
1.82	Ceramic gas nozzle; no. 7; Ø 11.0 mm; 76.0 mm long; (54N15L)	10 Pcs.	701.0429	2004
1.83	Ceramic gas nozzle; no. 6; Ø 9.5 mm; 48.0 mm long; (57N75)	10 Pcs.	701.1199	2004
1.83	Ceramic gas nozzle; no. 8; Ø 12.5 mm; 48.0 mm long; (57N74)	10 Pcs.	701.1200	2004
1.83	Ceramic gas nozzle; no. 10; Ø 16.0 mm; 48.0 mm long (53N88)	10 Pcs.	701.1201	2004
1.83	Ceramic gas nozzle; no. 12; Ø 19.5 mm; 48.0 mm long; (53N87)	10 Pcs.	701.1121	2004
1.84	Ceramic gas nozzle; Ø 24.0 mm; 34.0 mm long; (53N89)	10 Pcs.	701.1202	2004
1.85	Ceramic gas nozzle; no. 4; Ø 6.5 mm; 25.5 mm long; (53N58)	10 Pcs.	701.0317	2004
1.85	Ceramic gas nozzle; no. 5; Ø 8.0 mm; 25.5 mm long; (53N59)	10 Pcs.	701.0318	2004
1.85	Ceramic gas nozzle; no. 6; Ø 9.5 mm; 25.5 mm long; (53N60)	10 Pcs.	701.0319	2004
1.85	Ceramic gas nozzle; no. 7; Ø 11.0 mm; 25.5 mm long; (53N61)	10 Pcs.	701.0320	2004



Cable assembly components **BHS** for manual Welding Torches **ABITIG® GRIP** and **ABITIG® GRIP Little** air and liquid cooled

■ **ABITIG® GRIP** 9 / 12-1 / 17 / 18 / 18 SC / 20 /
24 G / 24 W / 26

Page 5.2-5.5

■ **ABITIG® GRIP** 150 / 200 / 260 W / 450 W / 450 W SC

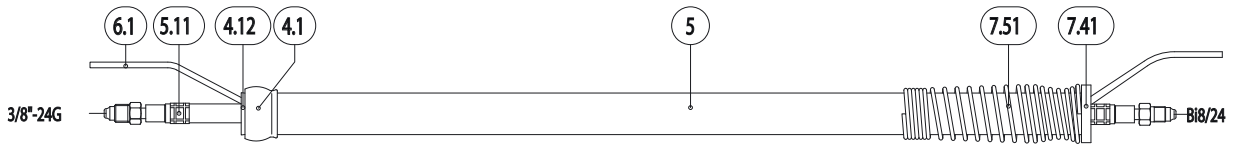
Page 5.6-5.7

■ **ABITIG® GRIP Little** 9 / 17 / 20 / 24 G / 24 W /
150 / 260

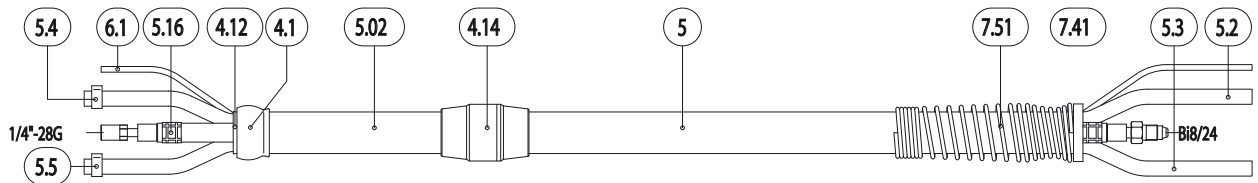
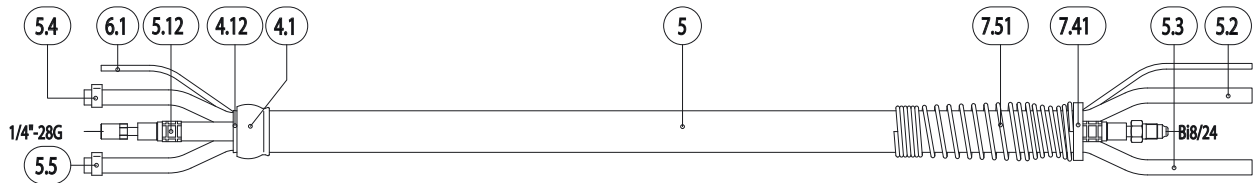
Page 5.8-5.10

Cable assembly components ABITIG® GRIP

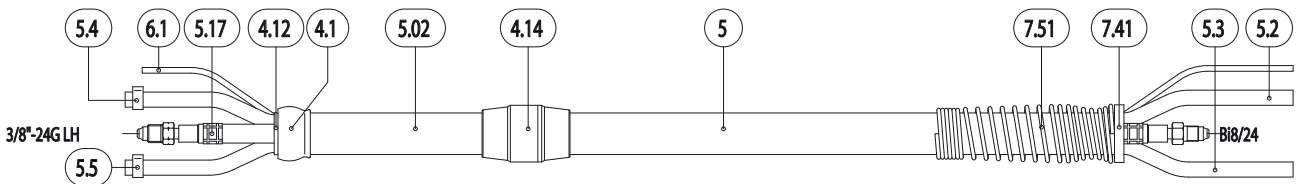
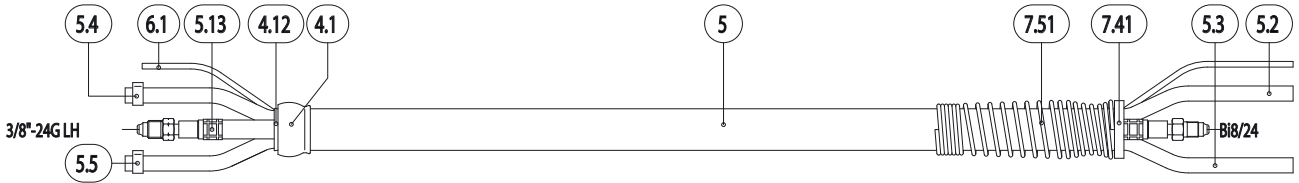
ABITIG® GRIP 9 / 17 / 24 G / 26



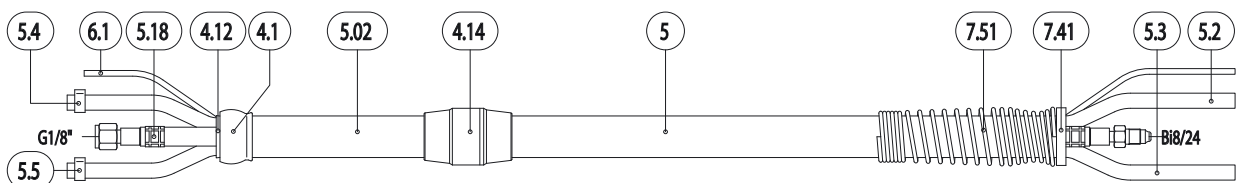
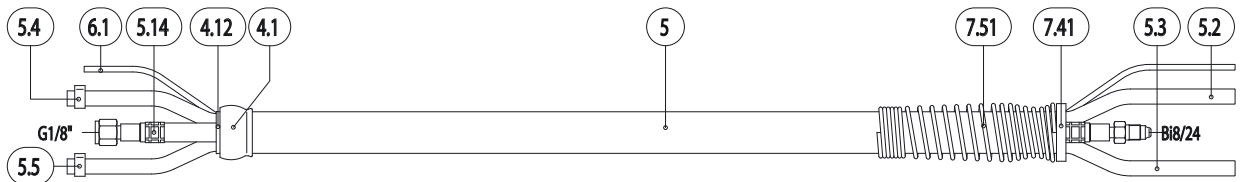
ABITIG® GRIP 20 / 24 W



ABITIG® GRIP 18 / 18 SC



ABITIG® GRIP 12-1



Cable assembly components ABITIG® GRIP

Pos.	Description	Units	Part-No.	Product-group
	Ball joint and outer hose			
4.1	Socket joint ABITIG® GRIP		400.1258	2005
4.12	Strain relief		400.0351	2005
4.14	Hose coupling cpl.		400.0391	2005
4.14	Hose coupling BS		400.0377	2005
4.14	Strain relief		400.0351	2005
4.14	Hose coupling MS		400.0378	2005
	Outer hose and leather hose			
5	Hose 10 black Ø 22x1.25	40 m	109.0020	4050
5.02	Leather hose High Flex Ø 23x1 (0.8 m)		108.0028	2005
	Power cable standard			
5.11	Power cable (ABITIG® 9, ABITIG® 17, ABITIG® 24 G) for 4.00 m		150.0084	2005
5.11	Power cable (ABITIG® 9, ABITIG® 17, ABITIG® 24 G) for 8.00 m		150.0085	2005
5.11	Power cable (ABITIG® 9, ABITIG® 17, ABITIG® 24 G) for 12.00 m		150.0086	2005
5.11	Power cable (ABITIG® 26) for 4.00 m		150.0087	2005
5.11	Power cable (ABITIG® 26) for 8.00 m		150.0088	2005
5.11	Power cable (ABITIG® 26) for 12.00 m		150.0089	2005
5.12	Power cable (ABITIG® 20, ABITIG® 24 W) for 4.00 m		150.0015	2005
5.12	Power cable (ABITIG® 20, ABITIG® 24 W) for 8.00 m		150.0016	2005
5.12	Power cable (ABITIG® 20, ABITIG® 24 W) for 12.00 m		150.0017	2005
5.13	Power cable (ABITIG® 18, ABITIG® 18 SC) for 4.00 m		150.0018	2005
5.13	Power cable (ABITIG® 18, ABITIG® 18 SC) for 8.00 m		150.0019	2005
5.13	Power cable (ABITIG® 18, ABITIG® 18 SC) for 12.00 m		150.0020	2005
5.14	Power cable (ABITIG® 12-1) for 4.00 m		150.0074	2005
5.14	Power cable (ABITIG® 12-1) for 8.00 m		150.0075	2005
5.14	Power cable (ABITIG® 12-1) for 12.00 m		150.0076	2005
	Power cable High Flex			
5.15	Power cable High Flex (ABITIG® 9) for 4.00 m		150.0056	2005
5.15	Power cable High Flex (ABITIG® 9) for 8.00 m		150.0057	2005
5.15	Power cable High Flex (ABITIG® 9) for 12.00 m		150.0058	2005
5.15	Power cable High Flex (ABITIG® 17, ABITIG® 24 G) for 4.00 m		150.0065	2005
5.15	Power cable High Flex (ABITIG® 17, ABITIG® 24 G) for 8.00 m		150.0066	2005
5.15	Power cable High Flex (ABITIG® 17, ABITIG® 24 G) for 12.00 m		150.0067	2005
5.15	Power cable High Flex (ABITIG® 26) for 4.00 m		150.0059	2005
5.15	Power cable High Flex (ABITIG® 26) for 8.00 m		150.0060	2005
5.15	Power cable High Flex (ABITIG® 26) for 12.00 m		150.0061	2005
5.16	Power cable High Flex (ABITIG® 20, ABITIG® 24 W) for 4.00 m		150.0062	2005
5.16	Power cable High Flex (ABITIG® 20, ABITIG® 24 W) for 8.00 m		150.0063	2005
5.16	Power cable High Flex (ABITIG® 20, ABITIG® 24 W) for 12.00 m		150.0064	2005
5.17	Power cable High Flex (ABITIG® 18, ABITIG® 18 SC) for 4.00 m		150.0068	2005
5.17	Power cable High Flex (ABITIG® 18, ABITIG® 18 SC) for 8.00 m		150.0069	2005
5.17	Power cable High Flex (ABITIG® 18, ABITIG® 18 SC) for 12.00 m		150.0070	2005
5.18	Power cable High Flex (ABITIG® 12-1) for 4.00 m		150.0071	2005
5.18	Power cable High Flex (ABITIG® 12-1) for 8.00 m		150.0072	2005
5.18	Power cable High Flex (ABITIG® 12-1) for 12.00 m		150.0073	2005
	Gas hose, water hose, hose clamp and code colour ring			
5.2	Hose Ø 3x1.5	100 m	102.0124	4050
5.3	Hose 1 black Ø 3.9x1.5	100 m	109.0011	4050
5.4	Hose clamp Ø 8.2 mm with ring (mark 8.7)	20 Pcs.	173.0005	9010
w/o. fig.	Code colour ring red	20 Pcs.	501.2166	9010
w/o. fig.	Code colour ring blue	20 Pcs.	501.2167	9010
5.5	Hose clamp Ø 7.5 mm with ring (mark 8.0)	20 Pcs.	173.0007	9010
	Control cable			
6.1	Control cable 3-pole	100 m	100.0100	4050
6.1	Control cable 6-pole	100 m	100.0112	4050
6.1	Control cable 7-pole; protected	100 m	100.0028	4050

