

Torce per saldatura MIG/MAG "MB EVO"

Raffreddate a liquido • Prestazioni da 270 A fino a 550 A

La serie di torce MB EVO rappresenta un concetto completamente nuovo creando nuovi percorsi rispetto a forma e funzione. La torcia di saldatura diventa un tutt'uno con la mano del saldatore. L'ergonomica unica formata da impugnatura, posizione e design dell'interruttore e costruzione dello snodo a sfera garantiscono una sensazione ottimale per saldare in tutte le posizioni, così come ottimi risultati.

- Impugnatura a due componenti - robusta ed ergonomica
- Consumabili e cavi della collaudata serie "MB"
- Posizione interruttore e design impugnatura ottimali, giunto a sfera di costruzione sofisticata - per il miglior funzionamento in tutte le posizioni di saldatura
- Facili da riparare fino all'ultimo dettaglio - migliori condizioni di spazio per semplificare la manutenzione
- Connettore centrale robusto e ottimizzato



MB EVO 240 D

Dati tecnici (EN 60 974-7):

Prestazioni: 300 A CO₂
270 A miscela gas M21
(DIN EN ISO 14175)

Duty cycle: 100%

Diametro filo: 0,8 - 1,2 mm

MB EVO 401 D / MB EVO 401

Dati tecnici (EN 60 974-7):

Prestazioni: 400 A / 450 A CO₂
350 A / 400 A miscela gas
M21 (DIN EN ISO 14175)

Duty cycle: 100%

Diametro filo: 0,8 - 1,2 mm

MB EVO 501 D / MB EVO 501

Dati tecnici (EN 60 974-7):

Prestazioni: 500 A / 550 A CO₂
450 A / 500 A miscela gas
M21 (DIN EN ISO 14175)

Duty cycle: 100%


Diametro filo: 1,0 - 1,6 mm

Torcia completa Tipo	Impugnatura	N. codice			Lancia	
		3 m	4 m	5 m	Tipo	N. codice
MB EVO 240 D	Tipo "MB EVO"	023.0322.1	023.0323.1	023.0324.1	50°	023.0316.1
MB EVO 401 D	Tipo "MB EVO"	033.0387.1	033.0388.1	033.0389.1	50°	033.0378.1
MB EVO 401	Tipo "MB EVO"	030.0247.1	030.0248.1	030.0249.1	50°	030.0242.1
MB EVO 501 D	Tipo "MB EVO"	034.0865.1	034.0866.1	034.0867.1	50°	034.0856.1
MB EVO 501	Tipo "MB EVO"	032.0272.1	032.0273.1	032.0274.1	50°	032.0267.1

Nota per torce raffreddate a liquido: per proteggere i componenti dei fasciami da calore eccessivo consigliamo un ciclo di raffreddamento post saldatura di almeno quattro minuti.

MB EVO 240, MB EVO 401 / 501

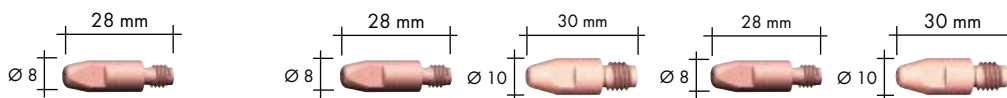
Consumabili



Ugello gas (10 pezzi)

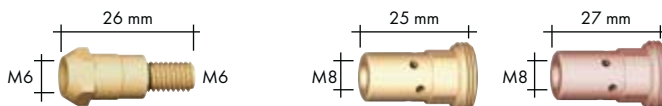
	Ø A		Ø B		Ø C	
Cilindrico	Ø 17	145.0047	Ø 20	145.0051	Ø 20	145.0051
Conico	Ø 12,5	145.0080 ¹	Ø 16	145.0085 ²	Ø 16	145.0085 ³
Conico stretto	Ø 10	145.0128	Ø 14	145.0132	Ø 14	145.0132

Ugello porta corrente (10 pezzi)



		M6	M6	M8	M6	M8
E-Cu	Ø 0,8	140.0051	140.0051	140.0114	140.0051	140.0114
	Ø 1,0	140.0242 ¹	140.0242	140.0313	140.0242	140.0313
	Ø 1,2	140.0379	140.0379	140.0442 ²	140.0379	140.0442 ³
	Ø 1,6	-	140.0555	140.0587	140.0555	140.0587
E-Cu per Al	Ø 0,8	141.0001	141.0001	141.0003	141.0001	141.0003
	Ø 1,0	141.0006	141.0006	141.0008	141.0006	141.0008
	Ø 1,2	141.0010	141.0010	141.0015	141.0010	141.0015
	Ø 1,6	-	141.0020	141.0022	141.0020	141.0022
CuCrZr	Ø 0,8	140.0054	140.0054	140.0117	140.0054	140.0117
	Ø 1,0	140.0245	140.0245	140.0316	140.0245	140.0316
	Ø 1,2	140.0382	140.0382	140.0445	140.0382	140.0445
	Ø 1,6	-	140.0558	140.0590	140.0558	140.0590

Supporto p. corrente (10 pezzi)



M6	142.0003 ¹	142.0008	-	-
M8	-	142.0022 ²	142.0201.10	-

Diffusore gas (10 pezzi)



Standard	012.0183 ¹	030.0145 ²	030.0145 ³
Lunga durata	-	030.0037	030.0037
Ceramico	-	030.0190	030.0190

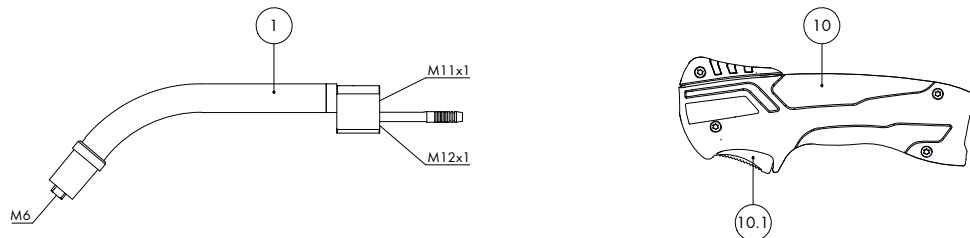
Guaina		per 3 m	per 4 m	per 5 m
Guaina	Ø 0,8	124.0137	124.0138	124.0139
	Ø 1,0	124.0111 ¹	124.0112 ¹	124.0113 ¹
	Ø 1,2	124.0111 ^{2,3}	124.0112 ^{2,3}	124.0113 ^{2,3}
	Ø 1,6	124.0114	124.0115	124.0116
Guaina PTFE	Ø 0,8	126.0005	126.0008	126.0011
	Ø 1,0	126.0021	126.0026	126.0028
	Ø 1,2	126.0021	126.0026	126.0028
	Ø 1,6	126.0039	126.0042	126.0045
Guaina carbone	Ø 0,8	127.0002	127.0003	127.0004
	Ø 1,0	127.0005	127.0007	127.0004
	Ø 1,2	127.0005	127.0007	127.0008
	Ø 1,6	127.0010	127.0012	127.0013

¹ Incluso nella dotazione standard per le torce complete MB EVO 240 D.

² Incluso nella dotazione standard per le torce complete MB EVO 401 D / 501 D.

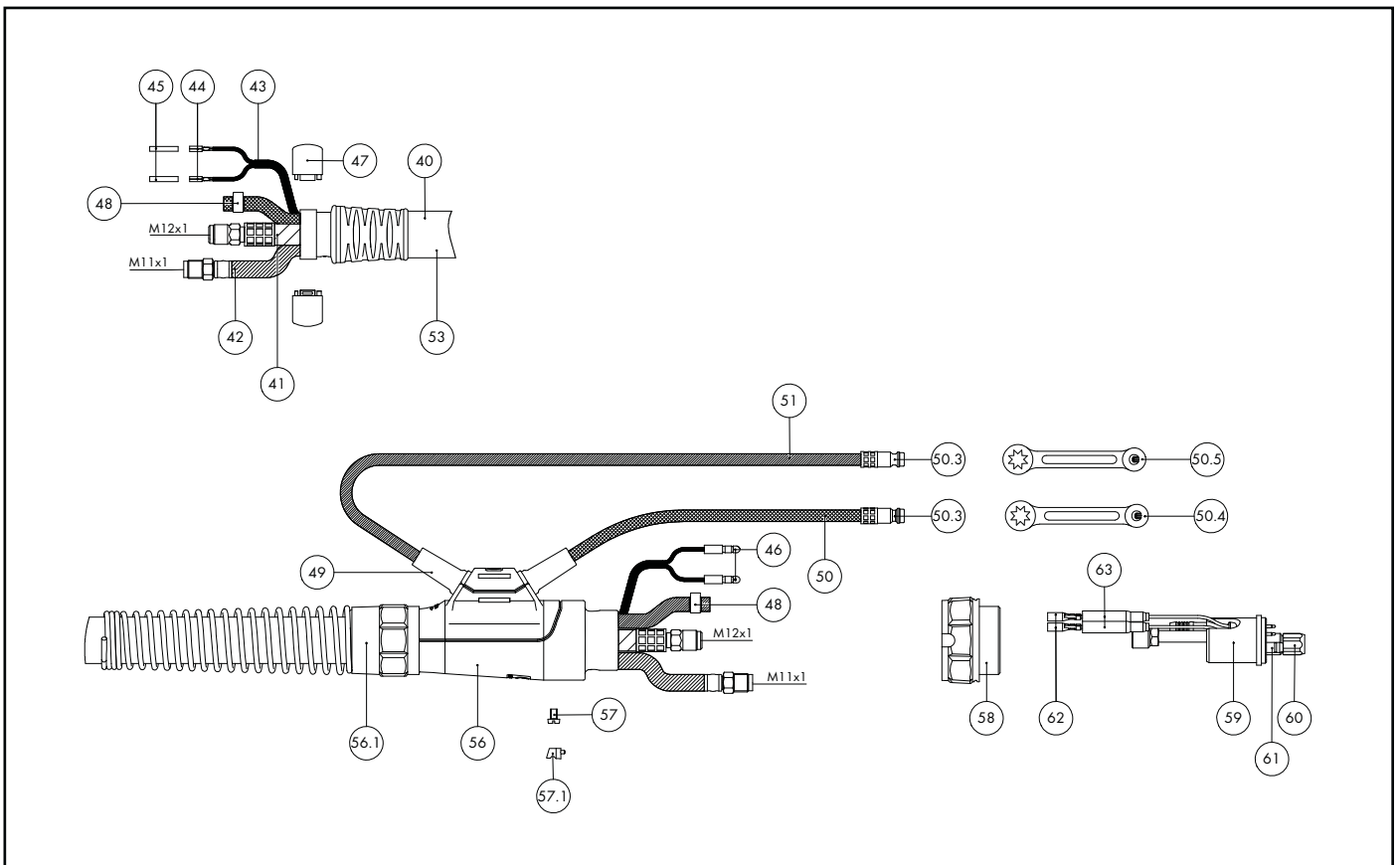
³ Incluso nella dotazione standard per le torce complete MB EVO 401 / 501.

MIG/MAG Welding Torches MB EVO 240 D



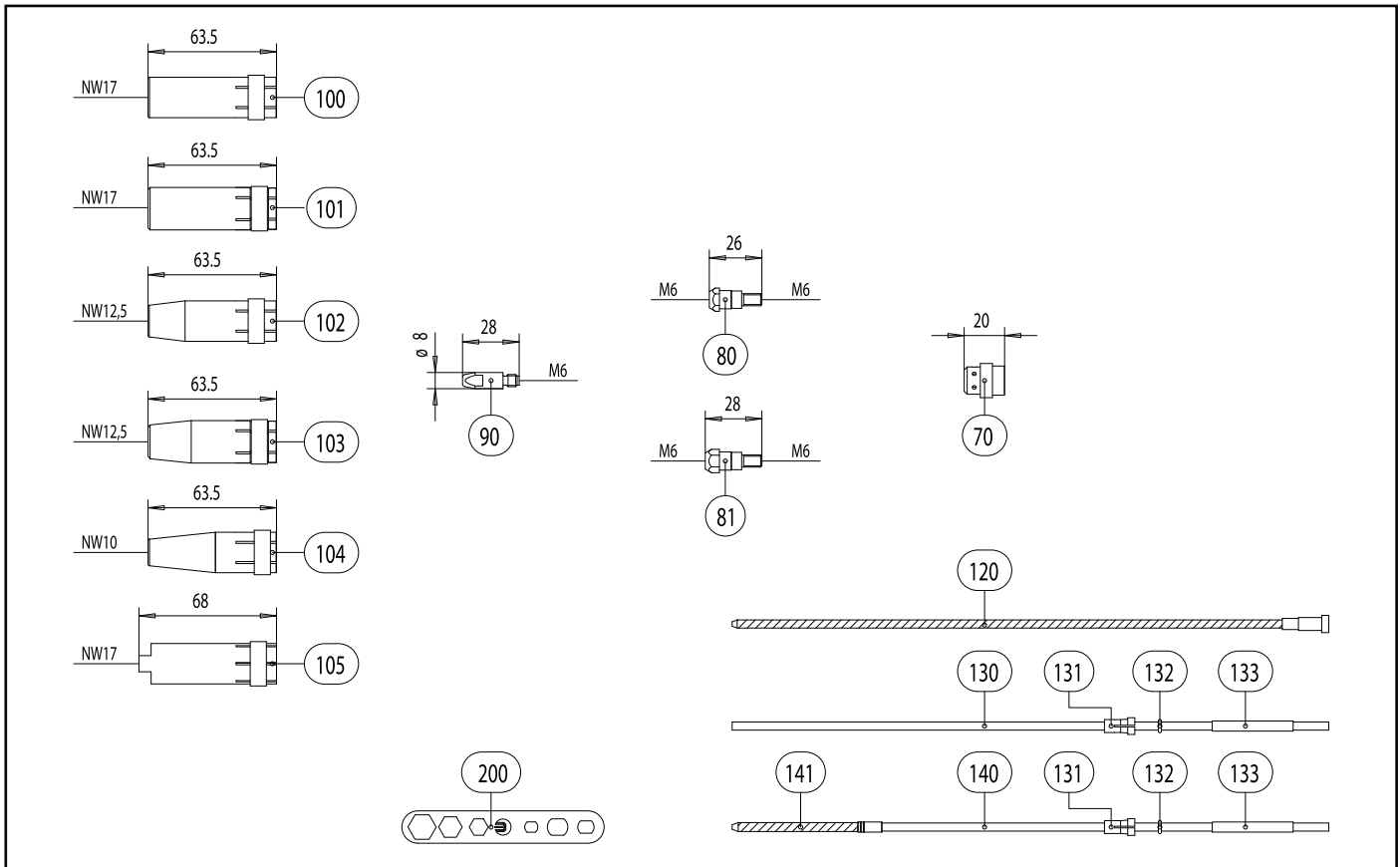
Pos.	Description	Details	Part-No.	Product group
Torch				
	MB EVO 240 D; central adaptor WZ-2; 3.00 m		023.0322.1	1064
	MB EVO 240 D; central adaptor WZ-2; 4.00 m		023.0323.1	1064
	MB EVO 240 D; central adaptor WZ-2; 5.00 m		023.0324.1	1064
Swan neck				
1	Swan neck MB EVO PRO 240 D; 50° bent		023.0316.1	1009
Handle MB EVO 2K				
10	Handle MB EVO 2K; 2-pole Ic complete		180.0179.1	1095
10.1	Trigger ergonomic 2-pole; MB EVO PRO / MB EVO		185.0142.1	9010
Cable assembly				
40	Cable assembly MB EVO 3.00 m		022.0262.1	1095
40	Cable assembly MB EVO 4.00 m		022.0263.1	1095
40	Cable assembly MB EVO 5.00 m		022.0264.1	1095
41	Power cable PVC 3.00 m; MB EVO		115.0833.1	1012
41	Power cable PVC 4.00 m; MB EVO		115.0834.1	1012
41	Power cable PVC 5.00 m; MB EVO		115.0835.1	1012
42	Wire/gas conduit 3.00 m; MB EVO PRO / MB EVO		154.0017.1	1012
42	Wire/gas conduit 4.00 m; MB EVO PRO / MB EVO		154.0018.1	1012
42	Wire/gas conduit 5.00 m; MB EVO PRO / MB EVO		154.0019.1	1012
43	Control cable 2-pole	200 m	100.0019	4050
44	Trigger wire connector	20 Pcs.	175.0022	9010
45	Insulation hose	20 Pcs.	110.0043.20	1395
46	Male connector	20 Pcs.	175.0004	9010
47	Half ring D=37 black; MB EVO	2 Pcs.	400.D451.2	1595
48	Hose clamp D=9.5 infinitely variable; MB EVO PRO / MB EVO	20 Pcs.	173.0015.20	9010
49	Cable support sleeve PVC and FRH hose	10 Pcs.	500.0558.10	1395

MIG/MAG Welding Torches MB EVO 240 D



Pos.	Description	Details	Part-No.	Product group
50	Hose 47 blue Ø 5.5x1.5	100 m	109.0057	4050
50.3	Plug nipple ND 5 mm / Ø 6.0 mm	20 Pcs.	501.0114	9010
50.3	Hose clamp D=9.5 infinitely variable; MB EVO PRO / MB EVO	20 Pcs.	173.0015.20	9010
50.4	Fastener cap blue	20 Pcs.	501.2424	1095
50.5	Fastener cap red	20 Pcs.	501.2423	1095
51	Hose 46 red Ø 5.5x1.5 cpl. with plug nipple ND 5; 0.6 m		103.0114	1095
51	Hose 46 red Ø 5.5x1.5	100 m	109.0056	4050
53	Outer cover complete 3.00 m; MB EVO PRO / MB EVO		107.0109.1	1095
53	Outer cover complete 4.00 m; MB EVO PRO / MB EVO		107.0110.1	1095
53	Outer cover complete 5.00 m; MB EVO PRO / MB EVO		107.0111.1	1095
56	Connection housing lc complete; MB EVO PRO / MB EVO		501.2670.1	9010
56.1	Connecting set machine side cpl. for ND 29		501.2236	9010
56.1	Cable support spring		500.0233	9010
56.1	Biclip inside	10 Pcs.	400.0328	9010
56.1	Biclip outside	10 Pcs.	400.0329	9010
57	Pan head screw M4x6	20 Pcs.	000.0552	9010
57.1	Screw cap 1	20 Pcs.	500.0251	9010
58	Adaptor nut M33x2		500.0213	9010
59	Central adaptor WZ-2 / M12x1; MB EVO PRO / MB EVO		501.2677.1	9010
60	Coupling nut M10x1	10 Pcs.	501.D536	1595
61	O-Ring 4x1	20 Pcs.	165.0002	9010
62	Trigger wire connector; female	20 Pcs.	175.0003	9010
63	Insulating sleeve for central adapter	20 Pcs.	501.2609.20	1395
Wear parts				
70	Gas diffuser, white	10 Pcs.	012.0183	1032
70	Gas diffuser, silicone rubber	10 Pcs.	012.0243	1032

MIG/MAG Welding Torches MB EVO 240 D



Pos. Description

Details

Part-No.

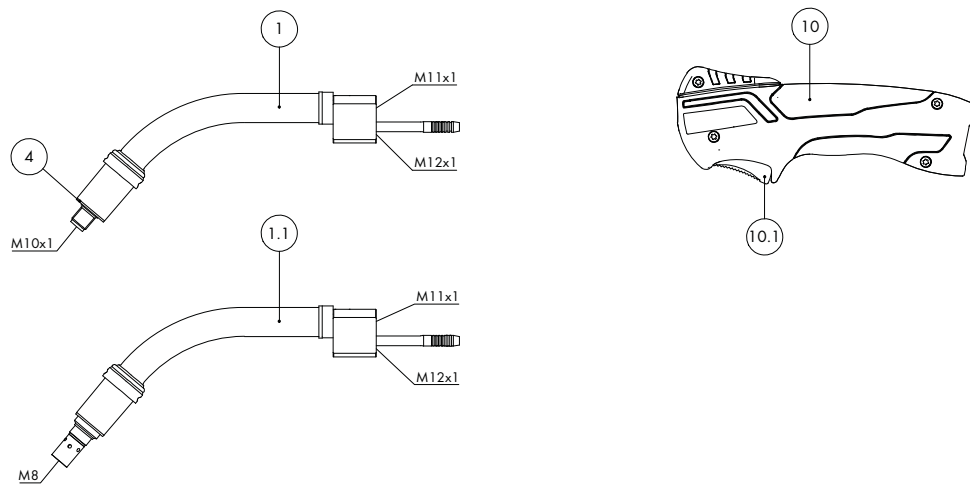
Product group

Pos.	Description	Details	Part-No.	Product group
80	Contact tip holder M6; 26.0 mm	10 Pcs.	142.0003	1033
81	Contact tip holder M6; 28.0 mm	10 Pcs.	142.0010	1033
90	Contact tip M6 E-Cu; Ø 0.8 (8x28)	10 Pcs.	140.0051	1030
90	Contact tip M6 E-Cu; Ø 1.0 (8x28)	10 Pcs.	140.0242	1030
90	Contact tip M6 E-Cu; Ø 1.2 (8x28)	10 Pcs.	140.0379	1030
90	Contact tip M6 CuCrZr; Ø 0.8 (8x28)	10 Pcs.	140.0054	1031
90	Contact tip M6 CuCrZr; Ø 1.0 (8x28)	10 Pcs.	140.0245	1031
90	Contact tip M6 CuCrZr; Ø 1.2 (8x28)	10 Pcs.	140.0382	1031
90	Contact tip M6 E-Cu; Ø 0.8 for alu wire (8x28)	10 Pcs.	141.0001	1030
90	Contact tip M6 E-Cu; Ø 1.0 for alu wire (8x28)	10 Pcs.	141.0006	1030
90	Contact tip M6 E-Cu; Ø 1.2 for alu wire (8x28)	10 Pcs.	141.0010	1030
90	Contact tip M6 CuCrZr silver-plated; Ø 0.8 (8x28)	10 Pcs.	147.0054	1031
90	Contact tip M6 CuCrZr silver-plated; Ø 1.0 (8x28)	10 Pcs.	147.0245	1031
90	Contact tip M6 CuCrZr silver-plated; Ø 1.2 (8x28)	10 Pcs.	147.0382	1031
100	Gas nozzle; cylindrical; ND Ø 17.0	10 Pcs.	145.0047	1036
101	Gas nozzle; cylindrical; heavy duty; ND Ø 17.0	10 Pcs.	145.0062	1036
102	Gas nozzle; conical; ND Ø 12.5	10 Pcs.	145.0080	1036
103	Gas nozzle; conical; heavy duty; ND Ø 12.5	10 Pcs.	145.0101	1036
104	Gas nozzle; tapered; ND Ø 10.0	10 Pcs.	145.0128	1036
105	Spot weld gas nozzle; ND Ø 17.0	10 Pcs.	145.0174	1036
120	Guide spiral liner insulated; 1.5/4.0; blue; for wire Ø 0.6-0.8; for 3.00 m		124.0137	1334
120	Guide spiral liner insulated; 1.5/4.0; blue; for wire Ø 0.6-0.8; for 4.00 m		124.0138	1334
120	Guide spiral liner insulated; 1.5/4.0; blue; for wire Ø 0.6-0.8; for 5.00 m		124.0139	1334
120	Guide spiral liner insulated; 2.0/4.5; red; for wire Ø 1.0-1.2; for 3.00 m		124.0111	1334
120	Guide spiral liner insulated; 2.0/4.5; red; for wire Ø 1.0-1.2; for 4.00 m		124.0112	1334
120	Guide spiral liner insulated; 2.0/4.5; red; for wire Ø 1.0-1.2; for 5.00 m		124.0113	1334

MIG/MAG Welding Torches MB EVO 240 D

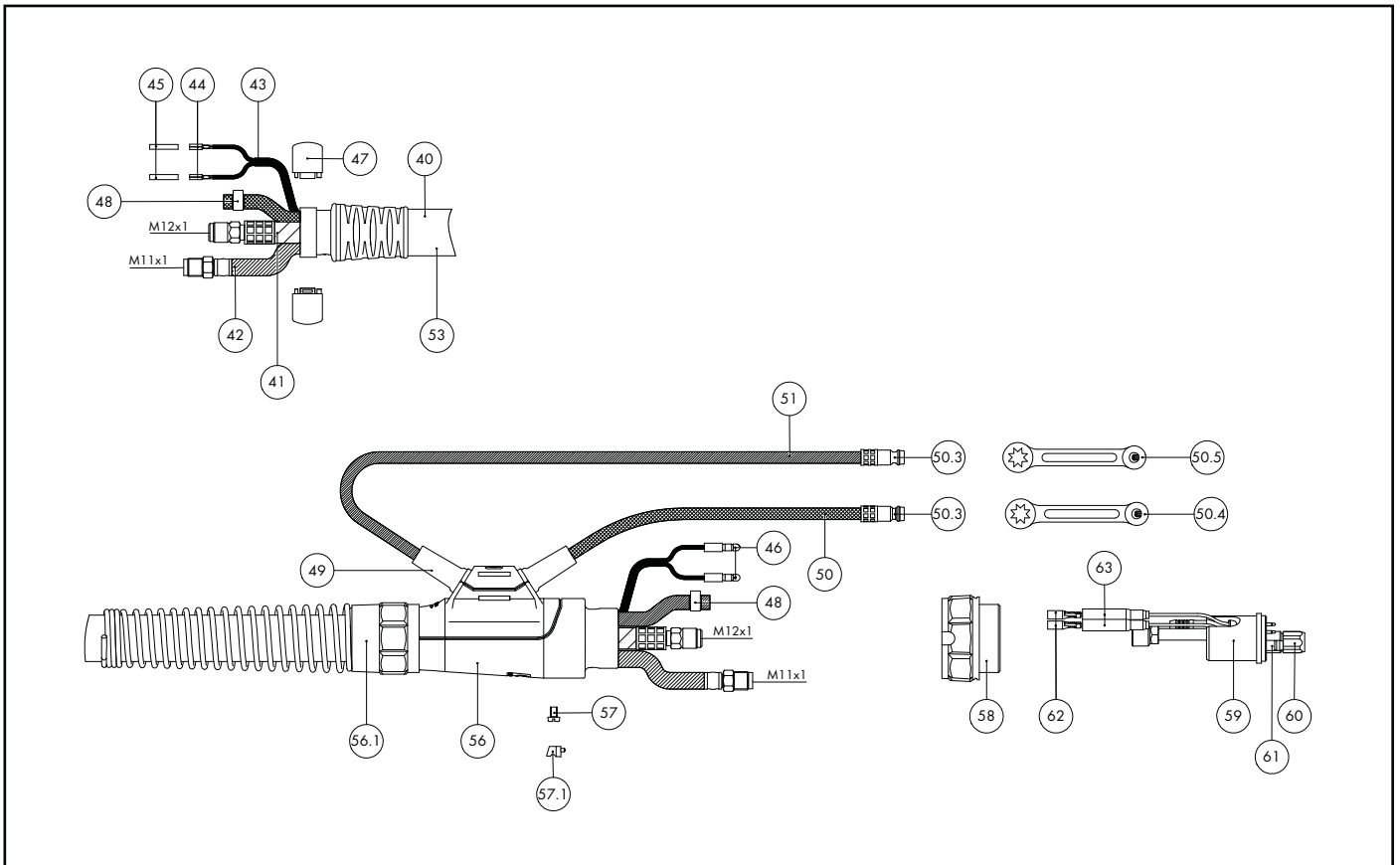
Pos.	Description	Details	Part-No.	Product group
130	PTFE core liner 1.5/4.0; blue; wire electrode Ø 0.8–1.0; for 3.00 m		126.0005	1034
130	PTFE core liner 1.5/4.0; blue; wire electrode Ø 0.8–1.0; for 4.00 m		126.0008	1034
130	PTFE core liner 1.5/4.0; blue; wire electrode Ø 0.8–1.0; for 5.00 m		126.0011	1034
130	PTFE core liner 2.0/4.0; red; wire electrode Ø 1.0–1.2; for 3.00 m		126.0021	1034
130	PTFE core liner 2.0/4.0; red; wire electrode Ø 1.0–1.2; for 4.00 m		126.0026	1034
130	PTFE core liner 2.0/4.0; red; wire electrode Ø 1.0–1.2; for 5.00 m		126.0028	1034
130	PTFE carbon core liner 1.5/4.0; wire electrode Ø 0.8–1.0; for 3.00 m		127.0002	1034
130	PTFE carbon core liner 1.5/4.0; wire electrode Ø 0.8–1.0; for 4.00 m		127.0003	1034
130	PTFE carbon core liner 1.5/4.0; wire electrode Ø 0.8–1.0; for 5.00 m		127.0004	1034
130	PTFE carbon core liner 2.0/4.0; wire electrode Ø 1.0–1.2; for 3.00 m		127.0005	1034
130	PTFE carbon core liner 2.0/4.0; wire electrode Ø 1.0–1.2; for 4.00 m		127.0007	1034
130	PTFE carbon core liner 2.0/4.0; wire electrode Ø 1.0–1.2; for 5.00 m		127.0008	1034
131	Nipple for core liner at Ø 4.0	20 Pcs.	131.0001	1095
132	O-Ring 3.5x1.5	20 Pcs.	165.0008	9010
133	Guide tube for core liners up to Ø 4.0 (200 mm)	10 Pcs.	129.0461	1095
140	Combined wire guide cpl. polyamide/brass; wire Ø 1.0–1.2; for 3.00 m		128.M002	1034
140	Combined wire guide cpl. polyamide/brass; wire Ø 1.0–1.2; for 4.00 m		128.M003	1034
140	Combined wire guide cpl. polyamide/brass; wire Ø 1.0–1.2; for 5.00 m		128.M004	1034
141	Brass spiral made up with sleeve (200 mm)	10 Pcs.	001.0305	1095
200	Spanner Standard	10 Pcs.	191.0001	9010

MIG/MAG Welding Torches MB EVO 401 / 401 D



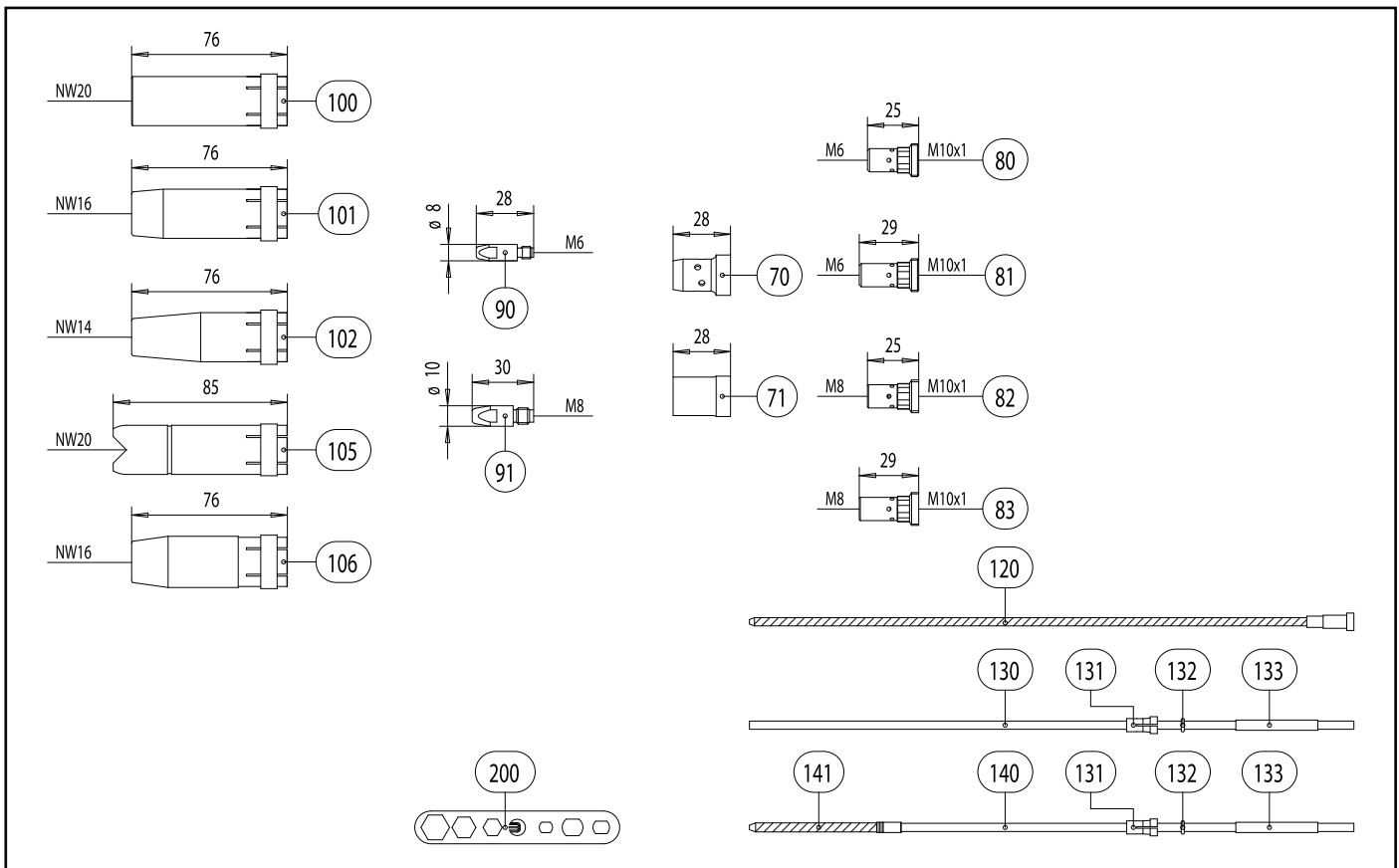
Pos.	Description	Details	Part-No.	Product group
Torch (D-Version)				
	MB EVO 401 D; central adaptor WZ-2; 3.00 m		033.0387.1	1064
	MB EVO 401 D; central adaptor WZ-2; 4.00 m		033.0388.1	1064
	MB EVO 401 D; central adaptor WZ-2; 5.00 m		033.0389.1	1064
Torch				
	MB EVO 401; central adaptor WZ-2; 3.00 m		030.0247.1	1064
	MB EVO 401; central adaptor WZ-2; 4.00 m		030.0248.1	1064
	MB EVO 401; central adaptor WZ-2; 5.00 m		030.0249.1	1064
Swan neck				
1	Swan neck MB EVO PRO 401 D; 50° bent		033.0378.1	1009
1.1	Swan neck MB EVO PRO 401; 50° bent		030.0242.1	1009
4	Insulator	20 Pcs.	030.0019	1095
Handle MB EVO 2K				
10	Handle MB EVO 2K; 2-pole Ic complete		180.0179.1	1095
10.1	Trigger ergonomic 2-pole; MB EVO PRO / MB EVO		185.0142.1	9010
Cable assembly				
40	Cable assembly MB EVO 3.00 m		022.0262.1	1095
40	Cable assembly MB EVO 4.00 m		022.0263.1	1095
40	Cable assembly MB EVO 5.00 m		022.0264.1	1095
41	Power cable PVC 3.00 m; MB EVO		115.0833.1	1012
41	Power cable PVC 4.00 m; MB EVO		115.0834.1	1012
41	Power cable PVC 5.00 m; MB EVO		115.0835.1	1012
42	Wire/gas conduit 3.00 m; MB EVO PRO / MB EVO		154.0017.1	1012
42	Wire/gas conduit 4.00 m; MB EVO PRO / MB EVO		154.0018.1	1012
42	Wire/gas conduit 5.00 m; MB EVO PRO / MB EVO		154.0019.1	1012
43	Control cable 2-pole	200 m	100.0019	4050

MIG/MAG Welding Torches MB EVO 401 / 401 D



Pos.	Description	Details	Part-No.	Product group
44	Trigger wire connector	20 Pcs.	175.0022	9010
45	Insulation hose	20 Pcs.	110.0043.20	1395
46	Male connector	20 Pcs.	175.0004	9010
47	Half ring D=37 black; MB EVO	2 Pcs.	400.D451.2	1595
48	Hose clamp D=9.5 infinitely variable; MB EVO PRO / MB EVO	20 Pcs.	173.0015.20	9010
49	Cable support sleeve PVC and FRH hose	10 Pcs.	500.0558.10	1395
50	Hose 47 blue Ø 5.5x1.5	100 m	109.0057	4050
50.3	Plug nipple ND 5 mm / Ø 6.0 mm	20 Pcs.	501.0114	9010
50.3	Hose clamp D=9.5 infinitely variable; MB EVO PRO / MB EVO	20 Pcs.	173.0015.20	9010
50.4	Fastener cap blue	20 Pcs.	501.2424	1095
50.5	Fastener cap red	20 Pcs.	501.2423	1095
51	Hose 46 red Ø 5.5x1.5 cpl. with plug nipple ND 5; 0.6 m		103.0114	1095
51	Hose 46 red Ø 5.5x1.5	100 m	109.0056	4050
53	Outer cover complete 3.00 m; MB EVO PRO / MB EVO		107.0109.1	1095
53	Outer cover complete 4.00 m; MB EVO PRO / MB EVO		107.0110.1	1095
53	Outer cover complete 5.00 m; MB EVO PRO / MB EVO		107.0111.1	1095
56	Connection housing lc complete; MB EVO PRO / MB EVO		501.2670.1	9010
56.1	Connecting set machine side cpl. for ND 29		501.2236	9010
56.1	Cable support spring		500.0233	9010
56.1	Biclip inside	10 Pcs.	400.0328	9010
56.1	Biclip outside	10 Pcs.	400.0329	9010
57	Pan head screw M4x6	20 Pcs.	000.0552	9010
57.1	Screw cap 1	20 Pcs.	500.0251	9010
58	Adaptor nut M33x2		500.0213	9010
59	Central adaptor WZ-2 / M12x1; MB EVO PRO / MB EVO		501.2677.1	9010
60	Coupling nut M10x1	10 Pcs.	501.D536	1595

MIG/MAG Welding Torches MB EVO 401 / 401 D



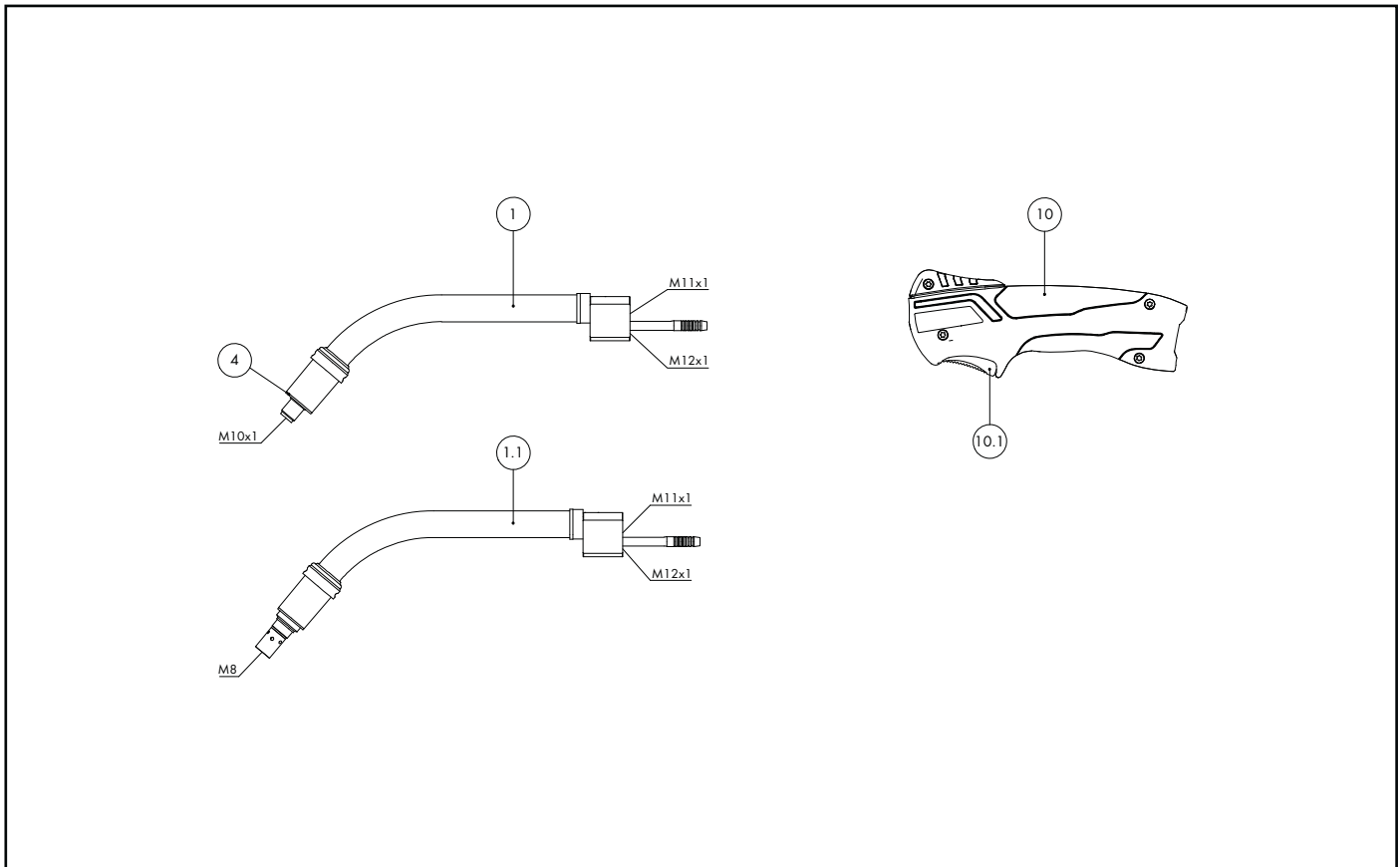
Pos. Description

Pos.	Description	Details	Part-No.	Product group
61	O-Ring 4x1	20 Pcs.	165.0002	9010
62	Trigger wire connector; female	20 Pcs.	175.0003	9010
63	Insulating sleeve for central adapter	20 Pcs.	501.2609.20	1395
Wear parts MB EVO 401 / 401 D				
70	Gas diffuser, white	10 Pcs.	030.0145	1032
70	Gas diffuser, long life	10 Pcs.	030.0037	1032
70	Gas diffuser, ceramic	10 Pcs.	030.0190	1032
71	Nozzle insulator	10 Pcs.	146.0013	1032
Wear parts MB EVO 401 D				
80	Contact tip holder M6; 25.0 mm (short)	10 Pcs.	142.0008	1033
Wear parts MB EVO 401 D				
81	Contact tip holder M6; 29.0 mm (long)	10 Pcs.	142.0013	1033
Wear parts MB EVO 401 D				
82	Contact tip holder M8; 25.0 mm (short)	10 Pcs.	142.0022	1033
	Contact tip holder M8; 27.0 mm; CuCrZr	10 Pcs.	142.0201.10	1033
83	Contact tip holder M8; 29.0 mm (long)	10 Pcs.	142.0027	1033
Wear parts MB EVO 401 / 401 D				
90	Contact tip M6 E-Cu; \varnothing 0.8 (8x28)	10 Pcs.	140.0051	1030
90	Contact tip M6 E-Cu; \varnothing 1.0 (8x28)	10 Pcs.	140.0242	1030
90	Contact tip M6 E-Cu; \varnothing 1.2 (8x28)	10 Pcs.	140.0379	1030
90	Contact tip M6 CuCrZr; \varnothing 0.8 (8x28)	10 Pcs.	140.0054	1031
90	Contact tip M6 CuCrZr; \varnothing 1.0 (8x28)	10 Pcs.	140.0245	1031
90	Contact tip M6 CuCrZr; \varnothing 1.2 (8x28)	10 Pcs.	140.0382	1031
90	Contact tip M6 E-Cu; \varnothing 0.8 for alu wire (8x28)	10 Pcs.	141.0001	1030
90	Contact tip M6 E-Cu; \varnothing 1.0 for alu wire (8x28)	10 Pcs.	141.0006	1030
90	Contact tip M6 E-Cu; \varnothing 1.2 for alu wire (8x28)	10 Pcs.	141.0010	1030

MIG/MAG Welding Torches MB EVO 401 / 401 D

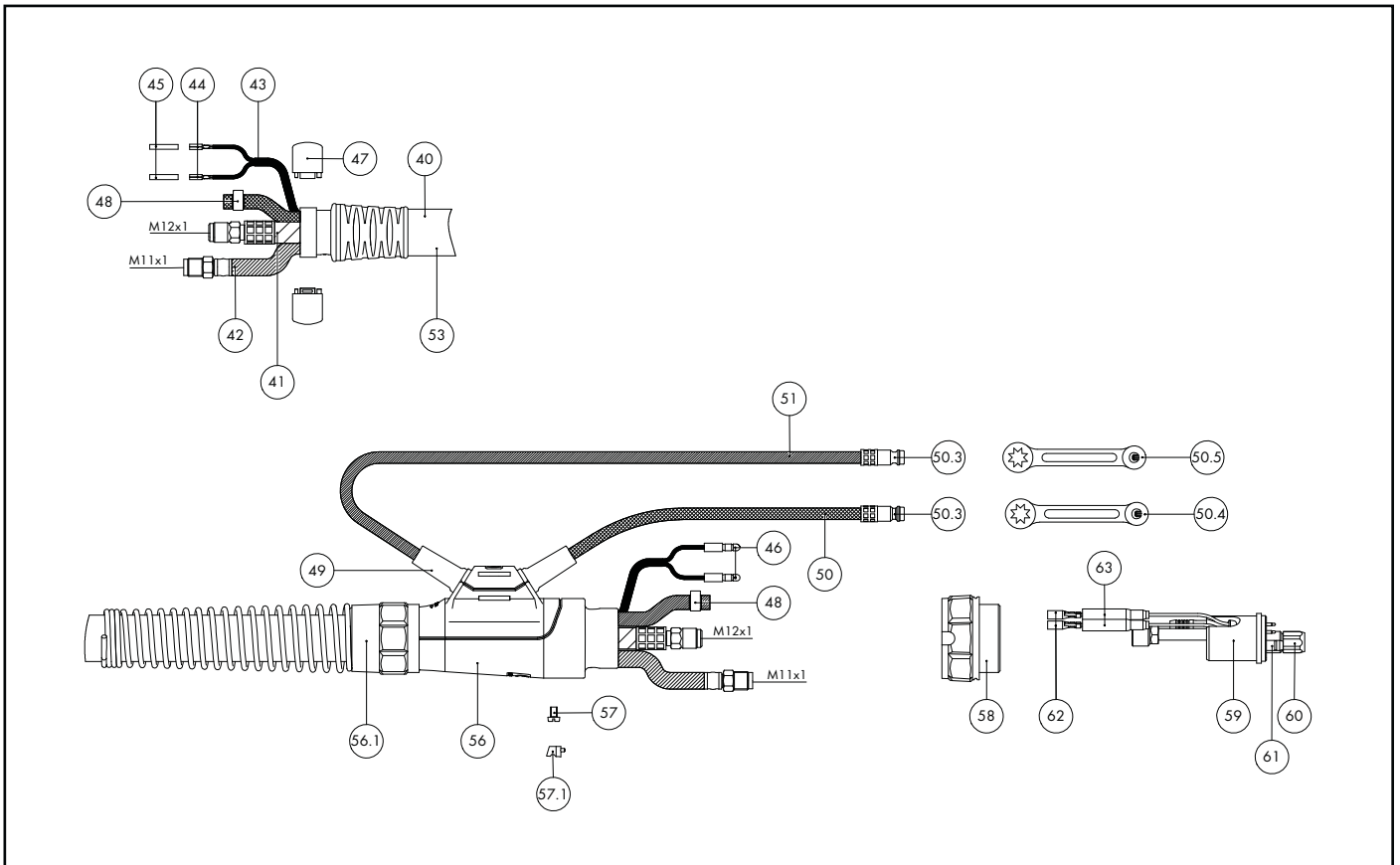
Pos.	Description	Details	Part-No.	Product group
90	Contact tip M6 CuCrZr silver-plated; Ø 0.8 (8x28)	10 Pcs.	147.0054	1031
90	Contact tip M6 CuCrZr silver-plated; Ø 1.0 (8x28)	10 Pcs.	147.0245	1031
90	Contact tip M6 CuCrZr silver-plated; Ø 1.2 (8x28)	10 Pcs.	147.0382	1031
91	Contact tip M8 E-Cu; Ø 0.8 (10x30)	10 Pcs.	140.0114	1030
91	Contact tip M8 E-Cu; Ø 1.0 (10x30)	10 Pcs.	140.0313	1030
91	Contact tip M8 E-Cu; Ø 1.2 (10x30)	10 Pcs.	140.0442	1030
91	Contact tip M8 CuCrZr; Ø 0.8 (10x30)	10 Pcs.	140.0117	1031
91	Contact tip M8 CuCrZr; Ø 1.0 (10x30)	10 Pcs.	140.0316	1031
91	Contact tip M8 CuCrZr; Ø 1.2 (10x30)	10 Pcs.	140.0445	1031
91	Contact tip M8 CuCrZr silver-plated; Ø 0.8 (10x30)	10 Pcs.	147.0117	1031
91	Contact tip M8 CuCrZr silver-plated; Ø 1.0 (10x30)	10 Pcs.	147.0316	1031
91	Contact tip M8 CuCrZr silver-plated; Ø 1.2 (10x30)	10 Pcs.	147.0445	1031
91	Contact tip M8 E-Cu; Ø 0.8 for alu wire (10x30)	10 Pcs.	141.0003	1030
91	Contact tip M8 E-Cu; Ø 1.0 for alu wire (10x30)	10 Pcs.	141.0008	1030
91	Contact tip M8 E-Cu; Ø 1.2 for alu wire (10x30)	10 Pcs.	141.0015	1030
100	Gas nozzle; cylindrical; ND Ø 20.0	10 Pcs.	145.0051	1037
101	Gas nozzle; conical; ND Ø 16.0	10 Pcs.	145.0085	1037
102	Gas nozzle; tapered; ND Ø 14.0	10 Pcs.	145.0132	1037
105	Spot weld gas nozzle; ND Ø 20.0	10 Pcs.	145.0179	1037
106	Gas nozzle; heavy duty; ND Ø 16.0 (only use with nozzle insulator)	10 Pcs.	145.0086	1037
120	Guide spiral liner insulated; 1.5/4.0; blue; for wire Ø 0.6–0.8; for 3.00 m		124.0137	1334
120	Guide spiral liner insulated; 1.5/4.0; blue; for wire Ø 0.6–0.8; for 4.00 m		124.0138	1334
120	Guide spiral liner insulated; 1.5/4.0; blue; for wire Ø 0.6–0.8; for 5.00 m		124.0139	1334
120	Guide spiral liner insulated; 2.0/4.5; red; for wire Ø 1.0–1.2; for 3.00 m		124.0111	1334
120	Guide spiral liner insulated; 2.0/4.5; red; for wire Ø 1.0–1.2; for 4.00 m		124.0112	1334
120	Guide spiral liner insulated; 2.0/4.5; red; for wire Ø 1.0–1.2; for 5.00 m		124.0113	1334
130	PTFE core liner 1.5/4.0; blue; wire electrode Ø 0.8–1.0; for 3.00 m		126.0005	1034
130	PTFE core liner 1.5/4.0; blue; wire electrode Ø 0.8–1.0; for 4.00 m		126.0008	1034
130	PTFE core liner 1.5/4.0; blue; wire electrode Ø 0.8–1.0; for 5.00 m		126.0011	1034
130	PTFE core liner 2.0/4.0; red; wire electrode Ø 1.0–1.2; for 3.00 m		126.0021	1034
130	PTFE core liner 2.0/4.0; red; wire electrode Ø 1.0–1.2; for 4.00 m		126.0026	1034
130	PTFE core liner 2.0/4.0; red; wire electrode Ø 1.0–1.2; for 5.00 m		126.0028	1034
130	PTFE carbon core liner 1.5/4.0; wire electrode Ø 0.8–1.0; for 3.00 m		127.0002	1034
130	PTFE carbon core liner 1.5/4.0; wire electrode Ø 0.8–1.0; for 4.00 m		127.0003	1034
130	PTFE carbon core liner 1.5/4.0; wire electrode Ø 0.8–1.0; for 5.00 m		127.0004	1034
130	PTFE carbon core liner 2.0/4.0; wire electrode Ø 1.0–1.2; for 3.00 m		127.0005	1034
130	PTFE carbon core liner 2.0/4.0; wire electrode Ø 1.0–1.2; for 4.00 m		127.0007	1034
130	PTFE carbon core liner 2.0/4.0; wire electrode Ø 1.0–1.2; for 5.00 m		127.0008	1034
131	Nipple for core liner at Ø 4.0	20 Pcs.	131.0001	1095
132	O-Ring 3.5x1.5	20 Pcs.	165.0008	9010
133	Guide tube for core liners up to Ø 4.0 (200 mm)	10 Pcs.	129.0461	1095
140	Combined wire guide cpl. polyamide/brass; wire Ø 1.0–1.2; for 3.00 m		128.M002	1034
140	Combined wire guide cpl. polyamide/brass; wire Ø 1.0–1.2; for 4.00 m		128.M003	1034
140	Combined wire guide cpl. polyamide/brass; wire Ø 1.0–1.2; for 5.00 m		128.M004	1034
141	Brass spiral made up with sleeve (200 mm)	10 Pcs.	001.0305	1095
200	Spanner Standard	10 Pcs.	191.0001	9010

MIG/MAG Welding Torches MB EVO 501 / 501 D



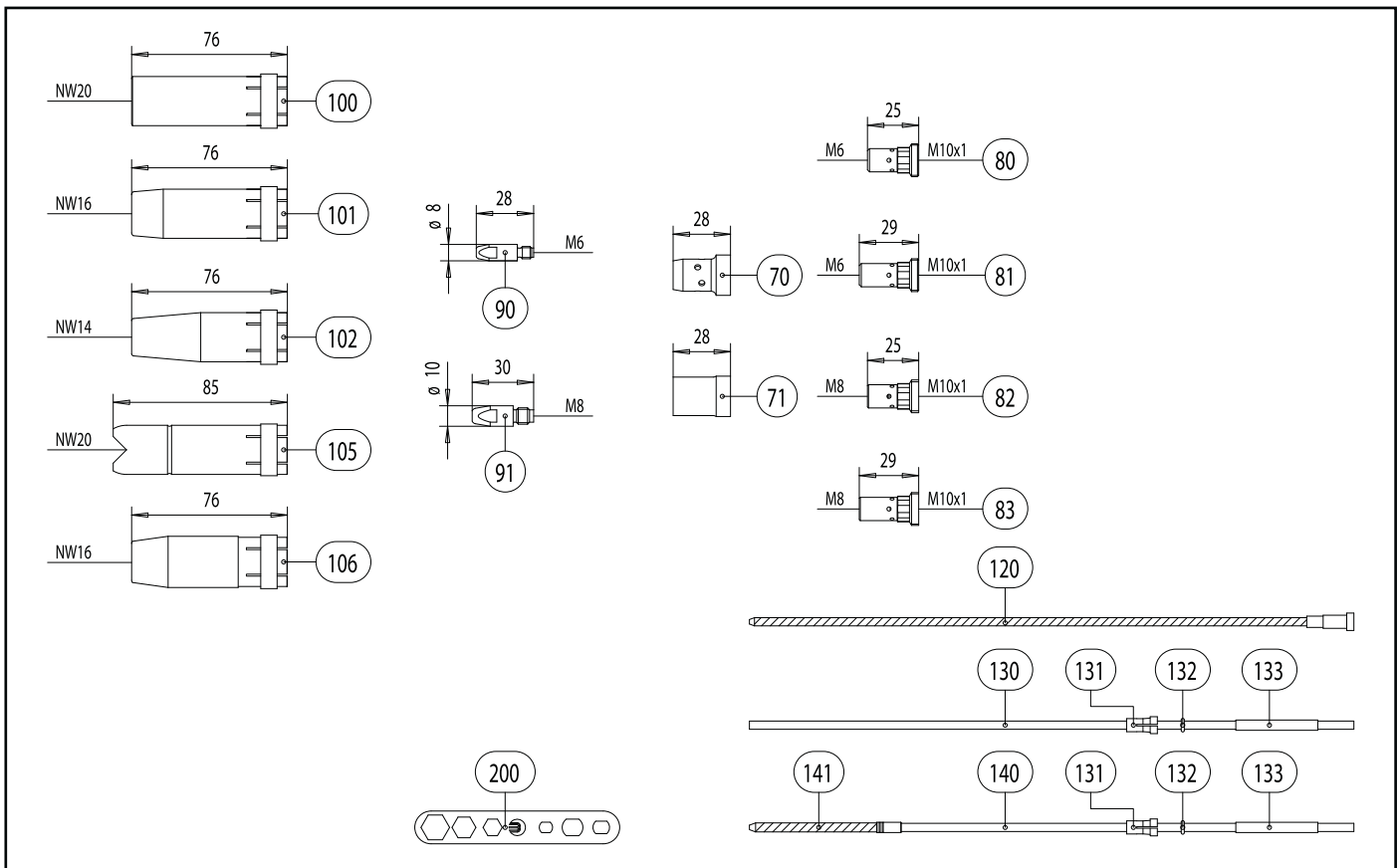
Pos.	Description	Details	Part-No.	Product group
Torch (D-Version)				
	MB EVO 501 D; central adaptor WZ-2; 3.00 m		034.0865.1	1064
	MB EVO 501 D; central adaptor WZ-2; 4.00 m		034.0866.1	1064
	MB EVO 501 D; central adaptor WZ-2; 5.00 m		034.0867.1	1064
Torch				
	MB EVO 501; central adaptor WZ-2; 3.00 m		032.0272.1	1064
	MB EVO 501; central adaptor WZ-2; 4.00 m		032.0273.1	1064
	MB EVO 501; central adaptor WZ-2; 5.00 m		032.0274.1	1064
Swan neck				
1	Swan neck MB EVO PRO 501 D; 50° bent		034.0856.1	1009
1.1	Swan neck MB EVO PRO 501; 50° bent		032.0267.1	1009
4	Insulator	20 Pcs.	030.0019	1095
Handle MB EVO 2K				
10	Handle MB EVO 2K; 2-pole 1c complete		180.0179.1	1095
10.1	Trigger ergonomic 2-pole; MB EVO PRO / MB EVO		185.0142.1	9010
Cable assembly				
40	Cable assembly MB EVO 3.00 m		022.0262.1	1095
40	Cable assembly MB EVO 4.00 m		022.0263.1	1095
40	Cable assembly MB EVO 5.00 m		022.0264.1	1095
41	Power cable PVC 3.00 m; MB EVO		115.0833.1	1012
41	Power cable PVC 4.00 m; MB EVO		115.0834.1	1012
41	Power cable PVC 5.00 m; MB EVO		115.0835.1	1012
42	Wire/gas conduit 3.00 m; MB EVO PRO / MB EVO		154.0017.1	1012
42	Wire/gas conduit 4.00 m; MB EVO PRO / MB EVO		154.0018.1	1012
42	Wire/gas conduit 5.00 m; MB EVO PRO / MB EVO		154.0019.1	1012
43	Control cable 2-pole	200 m	100.0019	4050

MIG/MAG Welding Torches MB EVO 501 / 501 D



Pos.	Description	Details	Part-No.	Product group
44	Trigger wire connector	20 Pcs.	175.0022	9010
45	Insulation hose	20 Pcs.	110.0043.20	1395
46	Male connector	20 Pcs.	175.0004	9010
47	Half ring D=37 black; MB EVO	2 Pcs.	400.D451.2	1595
48	Hose clamp D=9.5 infinitely variable; MB EVO PRO / MB EVO	20 Pcs.	173.0015.20	9010
49	Cable support sleeve PVC and FRH hose	10 Pcs.	500.0558.10	1395
50	Hose 47 blue Ø 5.5x1.5	100 m	109.0057	4050
50.3	Plug nipple ND 5 mm / Ø 6.0 mm	20 Pcs.	501.0114	9010
50.3	Hose clamp D=9.5 infinitely variable; MB EVO PRO / MB EVO	20 Pcs.	173.0015.20	9010
50.4	Fastener cap blue	20 Pcs.	501.2424	1095
50.5	Fastener cap red	20 Pcs.	501.2423	1095
51	Hose 46 red Ø 5.5x1.5 cpl. with plug nipple ND 5; 0.6 m		103.0114	1095
51	Hose 46 red Ø 5.5x1.5	100 m	109.0056	4050
53	Outer cover complete 3.00 m; MB EVO PRO / MB EVO		107.0109.1	1095
53	Outer cover complete 4.00 m; MB EVO PRO / MB EVO		107.0110.1	1095
53	Outer cover complete 5.00 m; MB EVO PRO / MB EVO		107.0111.1	1095
56	Connection housing lc complete; MB EVO PRO / MB EVO		501.2670.1	9010
56.1	Connecting set machine side cpl. for ND 29		501.2236	9010
56.1	Cable support spring		500.0233	9010
56.1	Biclip inside	10 Pcs.	400.0328	9010
56.1	Biclip outside	10 Pcs.	400.0329	9010
57	Pan head screw M4x6	20 Pcs.	000.0552	9010
57.1	Screw cap 1	20 Pcs.	500.0251	9010
58	Adaptor nut M33x2		500.0213	9010
59	Central adaptor WZ-2 / M12x1; MB EVO PRO / MB EVO		501.2677.1	9010
60	Coupling nut M10x1	10 Pcs.	501.D536	1595

MIG/MAG Welding Torches MB EVO 501 / 501 D



Pos. Description

Details

Part-No.

Product group

61	O-Ring 4x1	20 Pcs.	165.0002	9010
62	Trigger wire connector; female	20 Pcs.	175.0003	9010
63	Insulating sleeve for central adapter	20 Pcs.	501.2609.20	1395
Wear parts MB EVO 501 / 501 D				
70	Gas diffuser, white	10 Pcs.	030.0145	1032
70	Gas diffuser, long life	10 Pcs.	030.0037	1032
70	Gas diffuser, ceramic	10 Pcs.	030.0190	1032
71	Nozzle insulator	10 Pcs.	146.0013	1032
Wear parts MB EVO 501 D				
80	Contact tip holder M6; 25.0 mm (short)	10 Pcs.	142.0008	1033
81	Contact tip holder M6; 29.0 mm (long)	10 Pcs.	142.0013	1033
82	Contact tip holder M8; 25.0 mm (short)	10 Pcs.	142.0022	1033
	Contact tip holder M8; 27.0 mm; CuCrZr	10 Pcs.	142.0201.10	1033
83	Contact tip holder M8; 29.0 mm (long)	10 Pcs.	142.0027	1033
Wear parts MB EVO 501 / 501 D				
90	Contact tip M6 E-Cu; Ø 1.0 (8x28)	10 Pcs.	140.0242	1030
90	Contact tip M6 E-Cu; Ø 1.2 (8x28)	10 Pcs.	140.0379	1030
90	Contact tip M6 E-Cu; Ø 1.6 (8x28)	10 Pcs.	140.0555	1030
90	Contact tip M6 CuCrZr; Ø 1.0 (8x28)	10 Pcs.	140.0245	1031
90	Contact tip M6 CuCrZr; Ø 1.2 (8x28)	10 Pcs.	140.0382	1031
90	Contact tip M6 CuCrZr; Ø 1.6 (8x28)	10 Pcs.	140.0558	1031
90	Contact tip M6 E-Cu; Ø 1.0 for alu wire (8x28)	10 Pcs.	141.0006	1030
90	Contact tip M6 E-Cu; Ø 1.2 for alu wire (8x28)	10 Pcs.	141.0010	1030
90	Contact tip M6 E-Cu; Ø 1.6 for alu wire (8x28)	10 Pcs.	141.0020	1030
90	Contact tip M6 CuCrZr silver-plated; Ø 1.0 (8x28)	10 Pcs.	147.0245	1031
90	Contact tip M6 CuCrZr silver-plated; Ø 1.2 (8x28)	10 Pcs.	147.0382	1031

MIG/MAG Welding Torches MB EVO 501 / 501 D

Pos.	Description	Details	Part-No.	Product group
91	Contact tip M8 E-Cu; Ø 1.0 (10x30)	10 Pcs.	140.0313	1030
91	Contact tip M8 E-Cu; Ø 1.2 (10x30)	10 Pcs.	140.0442	1030
91	Contact tip M8 E-Cu; Ø 1.6 (10x30)	10 Pcs.	140.0587	1030
91	Contact tip M8 CuCrZr; Ø 1.0 (10x30)	10 Pcs.	140.0316	1031
91	Contact tip M8 CuCrZr; Ø 1.2 (10x30)	10 Pcs.	140.0445	1031
91	Contact tip M8 CuCrZr; Ø 1.6 (10x30)	10 Pcs.	140.0590	1031
91	Contact tip M8 CuCrZr silver-plated; Ø 1.0 (10x30)	10 Pcs.	147.0316	1031
91	Contact tip M8 CuCrZr silver-plated; Ø 1.2 (10x30)	10 Pcs.	147.0445	1031
91	Contact tip M8 CuCrZr silver-plated; Ø 1.6 (10x30)	10 Pcs.	147.0590	1031
91	Contact tip M8 E-Cu; Ø 1.0 for alu wire (10x30)	10 Pcs.	141.0008	1030
91	Contact tip M8 E-Cu; Ø 1.2 for alu wire (10x30)	10 Pcs.	141.0015	1030
91	Contact tip M8 E-Cu; Ø 1.6 for alu wire (10x30)	10 Pcs.	141.0022	1030
100	Gas nozzle; cylindrical; ND Ø 20.0	10 Pcs.	145.0051	1037
101	Gas nozzle; conical; ND Ø 16.0	10 Pcs.	145.0085	1037
102	Gas nozzle; tapered; ND Ø 14.0	10 Pcs.	145.0132	1037
105	Spot weld gas nozzle; ND Ø 20.0	10 Pcs.	145.0179	1037
106	Gas nozzle; heavy duty; ND Ø 16.0 (only use with nozzle insulator)	10 Pcs.	145.0086	1037
120	Guide spiral liner insulated; 2.0/4.5; red; for wire Ø 1.0-1.2; for 3.00 m		124.0111	1334
120	Guide spiral liner insulated; 2.0/4.5; red; for wire Ø 1.0-1.2; for 4.00 m		124.0112	1334
120	Guide spiral liner insulated; 2.0/4.5; red; for wire Ø 1.0-1.2; for 5.00 m		124.0113	1334
120	Guide spiral liner insulated; 2.5/4.5; yellow; for wire Ø 1.6; for 3.00 m		124.0114	1334
120	Guide spiral liner insulated; 2.5/4.5; yellow; for wire Ø 1.6; for 4.00 m		124.0115	1334
120	Guide spiral liner insulated; 2.5/4.5; yellow; for wire Ø 1.6; for 5.00 m		124.0116	1334
130	PTFE core liner 1.5/4.0; blue; wire electrode Ø 0.8-1.0; for 3.00 m		126.0005	1034
130	PTFE core liner 1.5/4.0; blue; wire electrode Ø 0.8-1.0; for 4.00 m		126.0008	1034
130	PTFE core liner 1.5/4.0; blue; wire electrode Ø 0.8-1.0; for 5.00 m		126.0011	1034
130	PTFE core liner 2.0/4.0; red; wire electrode Ø 1.0-1.2; for 3.00 m		126.0021	1034
130	PTFE core liner 2.0/4.0; red; wire electrode Ø 1.0-1.2; for 4.00 m		126.0026	1034
130	PTFE core liner 2.0/4.0; red; wire electrode Ø 1.0-1.2; for 5.00 m		126.0028	1034
130	PTFE core liner 2.7/4.7; yellow; wire electrode Ø 1.6; for 3.00 m		126.0039	1034
130	PTFE core liner 2.7/4.7; yellow; wire electrode Ø 1.6; for 4.00 m		126.0042	1034
130	PTFE core liner 2.7/4.7; yellow; wire electrode Ø 1.6; for 5.00 m		126.0045	1034
130	PTFE carbon core liner 1.5/4.0; wire electrode Ø 0.8-1.0; for 3.00 m		127.0002	1034
130	PTFE carbon core liner 1.5/4.0; wire electrode Ø 0.8-1.0; for 4.00 m		127.0003	1034
130	PTFE carbon core liner 1.5/4.0; wire electrode Ø 0.8-1.0; for 5.00 m		127.0004	1034
130	PTFE carbon core liner 2.0/4.0; wire electrode Ø 1.0-1.2; for 3.00 m		127.0005	1034
130	PTFE carbon core liner 2.0/4.0; wire electrode Ø 1.0-1.2; for 4.00 m		127.0007	1034
130	PTFE carbon core liner 2.0/4.0; wire electrode Ø 1.0-1.2; for 5.00 m		127.0008	1034
130	PTFE carbon core liner 2.7/4.7; wire electrode Ø 1.6; for 3.00 m		127.0010	1034
130	PTFE carbon core liner 2.7/4.7; wire electrode Ø 1.6; for 4.00 m		127.0012	1034
130	PTFE carbon core liner 2.7/4.7; wire electrode Ø 1.6; for 5.00 m		127.0013	1034
131	Nipple for core liner at Ø 4.0	20 Pcs.	131.0001	1095
131	Nipple for core liner at Ø 4.7	20 Pcs.	131.0002	1095
132	O-Ring 3.5x1.5	20 Pcs.	165.0008	9010
133	Guide tube for core liners up to Ø 4.0 (200 mm)	10 Pcs.	129.0461	1095
140	Combined wire guide cpl. polyamide/brass; wire Ø 1.0-1.2; for 3.00 m		128.M002	1034
140	Combined wire guide cpl. polyamide/brass; wire Ø 1.0-1.2; for 4.00 m		128.M003	1034
140	Combined wire guide cpl. polyamide/brass; wire Ø 1.0-1.2; for 5.00 m		128.M004	1034
141	Brass spiral made up with sleeve (200 mm)	10 Pcs.	001.0305	1095
200	Spanner Standard	10 Pcs.	191.0001	9010